КАТАЛОГ
на сверхмощные соединители HDC

По вопросам продаж и поддержки обращайтесь:

Алматы (727)345-47-04
Ангарск (3955)60-70-56
Архангельск (8182)63-90-72
Астрахань (8512)99-46-04
Барнаул (3852)73-04-60
Белгород (4722)40-23-64
Благовещенск (4162)22-76-07
Брянск (4832)59-03-52
Владивосток (423)249-28-31
Владикавказ (8672)28-90-48
Владимир (4922)49-43-18
Волгоград (844)278-03-48
Вологда (8172)26-41-59
Воронеж (473)204-51-73
Екатеринбург (343)384-55-89
Иваново (4932)77-34-06
Ижевск (3412)26-03-58
Иркутск (395)279-98-46
Казань (843)206-01-48
Калининград (4012)72-03-81
Калуга (4842)92-23-67
Кемерово (3842)65-04-62
Киров (8332)68-02-04
Коломна (4966)23-41-49
Кострома (4942)77-07-48
Краснодар (861)203-40-90
Красноярск (391)204-63-61
Курск (4712)77-13-04
Курган (3522)50-90-47
Липецк (4742)52-20-81
Магнитогорск (3519)55-03-13
Москва (495)268-04-70
Мурманск (8152)59-64-93
Набережные Челны (8552)20-53-41
Нижний Новгород (831)429-08-12
Новокузнецк (3843)20-46-81
Ноябрьск (3496)41-32-12
Новосибирск (383)227-86-73
Омск (3812)21-46-40
Орел (4862)44-53-42
Оренбург (3532)37-68-04
Пенза (8412)22-31-16
Петрозаводск (8142)55-98-37
Псков (8112)59-10-37
Пермь (342)205-81-47
Ростов-на-Дону (863)308-18-15
Рязань (4912)46-61-64
Самара (846)206-03-16
Санкт-Петербург (812)309-46-40
Саратов (845)249-38-78
Севастополь (8692)22-31-93
Саранск (8342)22-96-24
Симферополь (3652)67-13-56
Смоленск (4812)29-41-54
Сочи (862)225-72-31
Ставрополь (8652)20-65-13
Сургут (3462)77-98-35
Сыктывкар (8212)25-95-17
Тамбов (4752)50-40-97
Тверь (4822)63-31-35
Тольятти (8482)63-91-07
Томск (3822)98-41-53
Тула (4872)33-79-87
Тюмень (3452)66-21-18
Ульяновск (8422)24-23-59
Улан-Удэ (3012)59-97-51
Уфа (347)229-48-12
Хабаровск (4212)92-98-04
Чебоксары (8352)28-53-07
Челябинск (351)202-03-61
Череповец (8202)49-02-64
Чита (3022)38-34-83
Якутск (4112)23-90-97
Ярославль (4852)69-52-93

Россия +7(495)268-04-70
Казахстан +(727)345-47-04
Беларусь +(375)257-127-884
Узбекистан +998(71)205-18-59
Киргизия +996(312)96-26-47

эл.почта: doc@nt-rt.ru || сайт: https://degson.nt-rt.ru/

DEGSON 是专业工业连接器制造商，能为客户提供定制化的解决方案。

DEGSON is a professional industrial connector manufacturer that offers customized solutions to customers.



DEGSON®

公司简介

DEGSON高松电子有限公司创建于1990年，是一家高新技术企业，是亚洲最大接线端子和工业电气连接领域专业制造商之一，是亚洲首家拥有美国UL和德国VDE认可专业实验室的企业。产品通过了RoHS REACH 等认证。公司通过了ISO9001、ISO14001、ISO80079-34、ISO/TS22163和IATF16949管理体系认证。

DEGSON高松产品畅销中国、德国、英国、意大利、西班牙、波兰、俄罗斯、印度、土耳其、巴西、美国、日本、韩国、南非等 100 多个国家和地区，为全球工业自动化、仪器仪表、电梯、电力电气、轨道交通、新能源、照明、通讯、电源、安防、船舶等行业，提供优良的产品和服务。

DEGSON高松在全球建立了完善的销售网络，在德国和上海建立了营销中心，30 年来DEGSON高松以务实创新、责任诚信、和谐发展、规则共赢的企业精神， 更好地为客户提供更快捷、全面、专业的本地化服务。

Brief Introduction

Founded in 1990, DEGSON Electronics Co., Ltd. is one of the largest manufacturers of terminal blocks and industrial electrical connection products in Asia. As a high-tech enterprise, DEGSON owns the first UL and VDE authorized laboratory in Asia. DEGSON products have been approved by RoHS REACH. The company has been granted ISO9001, ISO14001, ISO80079-34, ISO/TS22163 and IATF16949 management system certificates.

DEGSON products are very popular in China, Germany, UK, Italy, Spain, Poland, Russia, India, Turkey, Brazil, USA, Japan, Korea, South Africa, etc. totally more than 100 countries and areas. DEGSON provides excellent products and service for the customers all over the world, especially in Industrial Automation, Instrument, Elevator, Electric Power, Rail Transport, New Energy, Lighting, Telecommunication, Power Supply, Security, Ship-building and soon.

DEGSON fulfills the sales network all over the world and sets up marketing centers in Germany and Shanghai, China. Pragmatic, Sincerity, Responsibility, Innovation, Harmonious Development, Rule and Win-win. In accordance with these spirits of enterprise for 30 years, DEGSON will keep providing more speedy, comprehensive and professional local service to our customers.

亚洲首家同时拥有美国UL、德国VDE认可的实验室
First Lab. Authorized by UL&VDE in Asia

UL、VDE技术拜访 Visiting UL,VDE



① UL能源与科技全球事业部总经理来访我司

① The general manager of UL global energy &technology division visit our company

② VDE环球服务公司总裁来访我司

② The President of VDE global services visited our company

③ VDE实验室认可：2010年7月VDE正式向DEGSON颁发了“VDE认可实验室”证书。
UL实验室认可：2013年3月UL正式向DEGSON颁发“UL WTDP”证书。
2016年4月，UL颁发了CDTP实验室认可证书。
2016年12月，VDE颁发了TDAP实验室认可证书。
2017年1月，IRIS体系审核通过。

③ VDE Laboratory Accreditation: In July 2010, VDE Issued the "VDE Authorized Laboratory" Certificate to DEGSON's laboratory.
UL Laboratory Accreditation: UL formally issued "UL WTDP" certification to DEGSON in March 2013.
On April, 2016, UL-CTDP.
On December, 2016, VDE-TDAP.
On January, 2017, Pass IRIS system audit.

目 录 CONTENTS

- 接插件安装示意图 Assembly Details.....01
- 选型指南 How to Order.....02
- 壳体系列对应的插芯 Housing Matched Contact Insert.....03-04
- 用外壳保护连接器 Housings Connector Insert Protection.....05
- 插体 Inserts

DA Series 06-10
DD Series 11-19
DDD Series 20-26
DE Series 27-33
DEE Series 34-40
DQ Series 41-46
DSB Series.....47-48
DQ Series.....51-58

模块框架 Modular Fixing Frame

DF Modular 59
DM Series 60-79

- 外壳 Hoods & Housings

外壳特性 Hoods & Housings Feature.....80
D3A Series.....81-82
D10A Series.....83
D16A Series.....84
D32A Series.....85-86
D6B Series.....86-87
D10B Series.....88-93
D16B Series.....94-99
D24B Series.....100-105
D32B Series.....106-107
D48B Series.....108

- 附件部分 Accessory

常用组合套件 Set general introduction.....110-114
外壳安装尺寸 Housings Mounting Dimensions.....115-116
冷压针&工具 Crimp Contacts & Tool.....117
电缆接头选型指南 Cable Connector Part Number Guidelines 118
电缆接头 Cable Glands 119-121

DEGSON®

接插件安装示意图 Assembly Details

① 电缆接头/Cable gland:

有M制与PG制螺纹区分，选择时需看电缆或连接导线线径大小情况而定。
M type thread or PG type thread ,depending on wire range of cables or conductors.

1

② 防护外壳上座/Hoods:

有标准结构或高结构，顶部或侧面出线，2耳或4耳，单扣或双扣形式。
Standard or high construction, top or side cable entry,2 or 4 locking point,1 or 2 locking levers.

2

③ 公插针&母插针/Male contact & Female contact:

材料通常为铜合金，表面通常为镀银，也可选择镀金。
Normal material is copper alloy,silver plated or gold plated.

3

4

④ 公插体&母插体/Male insert & Female insert:

连接方式有螺钉压接，冷压压接，笼式连接，弹簧连接。
Male insert with screw connection or crimp connection or cage-clamp connection or push-in connection.

4

⑤ 防护外壳底座/Housing:

有开孔安装，表面安装及电缆对接：底座上锁扣方式有单扣或双扣及2耳、4耳的区分。
Bulkhead mounting,surface mounting or cable to cable type, with 1 or 2 locking levers and 2 or 4 locking points.

3

其他附件/Accessories:

保护盖、编码销、工具。
protection covers/code and guide pins for coding/tools

5

DEGSON®

选型指南 How to Order

在选择接插件时，需确认	When selecting heavy duty connector , we need to choose as follow
1.接插件针数	1.Number of contacts
2.工作电流	2.Rated current
3.工作电压	3.Rated voltage
4.接线形式	4.Terminal
5.导线规格	5.Wire gauge
6.电缆参数	6.Cable parameter
7.壳体类型	7.Hoods/housing type

接插体型号说明 Inserts Explanation

DA — 010 — M — 00A(H)

- 00A(H): 客户定制 Standand products
- M: 接线形式 Terminal
  - M/F: 公 / 母螺钉压接 Male/Female Screw terminal
  - MC/FC: 公 / 母冷压压接 Male/Female Crimp terminal
  - MS/FS: 公 / 母笼式连接 Male/Female Spring-cage terminal
  - MP/FP: 公 / 母弹簧连接 Male/Female Push-in terminal
- 010: 接插件针数 Number of contacts
- DA: 产品系列 Product series

防护外壳型号说明 Type of Hoods and Housings

D16B — TE/SF — 2g/1L — CV — M25/PG21

- M25/PG21: 进线口螺纹规格 Thread size
- CV: CV= 塑料盖子 Plastic covers; MCV= 金属盖子 Metal covers
- 2g/1L: 耳数 / 锁扣数 Locking lever
  - 2g=2耳锁扣方式 / 2 locking points
  - 4g=4耳锁扣方式 / 4 locking points
  - 1L=单扣 / 1 Locking lever
  - 2L=双扣 / 2 Locking levers
- TE/SF: 外壳体类型 Hoods & housings
  - TE=顶部出线 / Top entry
  - TEH=顶部高结构出线 / Top entry of high construction
  - SE=侧面出线 / Side entry
  - SEH=侧面高结构出线 / Side entry of high construction
  - BK=下壳开孔安装 / Bulkhead mounting
  - SF=下壳表面安装 / Surface mounting
  - SFH=下壳高结构表面安装 / High structure surface mounting
  - CCT=电缆对接 / Cable to cable
  - CCTH=高结构电缆对接 / High structure Cable to cable
- D16B: 产品系列 Product series

DEGSON®

A系列壳体系列对应的插芯 A Serie Housing Matched Contact Insert

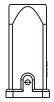
顶部进线
Top Entry


侧面进线
Side Entry

3A	DA-003	DA-004	DD-007	DD-008	DQ-005	DQ-007	DQ-012
	3P+⏚	4P+⏚	7P+⏚	8P	5P+⏚	7P+⏚	12P+⏚
	10A	10A	10A	10A	16A	16A	10A
	230/400V	230/400V	250V	50V	230/400V	400V	400V


开孔安装
Bulkhead Mounting


开口安装斜出
Bulkhead Mounting


面板安装
Bulkhead Mounting


电缆对接
Cable to Cable


顶部进线
Top Entry

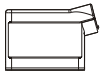
侧面进线
Side Entry

10A	DA-010	DD-015
16A	DA-016	DD-025
32A	DA-032	DD-050
	10,16,32P+⏚	15,25,50P+⏚
	16A	10A
	250V	250V


开孔安装
Bulkhead Mounting

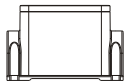
表面安装
Surface Mounting


电缆对接
Cable To Cable

DEGSON®

B系列壳体系列对应的插芯 B Serie Housing Matched Contact Insert

顶部进线
Top Entry

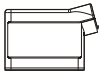

侧面进线
Side Entry

6B	DDD-024	DE-006	DEE-010	DF6B	
	24P+⏚	6P+⏚	10P+⏚	2 modules	
	10A 250V	16A 500V	16A 500V		
10B	DDD-042	DE-010	DEE-018	DK-8/24	DF10B
	42P+⏚	10P+⏚	18P+⏚	32P+⏚	3 modules
	10A 250V	16A 500V	16A 500V	16/10A 400/250V	
16B	DD-040	DDD-072	DE-016	DEE-032	DK-4/0
	40P+⏚	72P+⏚	16P+⏚	32P+⏚	4P+⏚
	10A 250V	10A 250V	16A 500V	16A 500V	80A 690V
	DK-4/2	DK-12/2	DSB-006	DF16B	
	6P+⏚	14P+⏚	6P+ ⏚	4 modules	
	80/16A 690/400V	40/10A 690/250V	35A 400/690V		
24B	DD-064	DDD-108	DE-024	DEE-046	DK-4/8
	64P+⏚	108P+⏚	24P+⏚	46P+⏚	12P+⏚
	10A 250V	10A 250V	16A 500V	16A 500V	80/16A 400/400V
	DK-8/0	DF24B			
	8P+⏚	6 modules			
	100A 690V				
32B	适用于 DD-080, DDD-144, DE-032, DEE-064, DSB-012 插芯				
48B	适用于 DD-128, DDD-216, DD-048, DEE-092 插芯				

开孔安装
Bulkhead Mounting

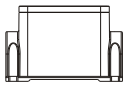

表面安装
Surface Mounting

电缆对接
Cable To Cable

DEGSON®

用外壳保护连接器 Housings Connector Insert Protection

连接器上的外壳和联锁扣保护了自身的针位置免受外部机械损伤， 比如冲击、异物、灰尘、无意的接触、湿气、水或洗涤剂、冷却液、 油等其它立方体的浸入。外壳所能提供的防护等级是由 IEC60529 或 DIN EN60529 标准确定的， 这些标准中包含了各种保护等级的划分情况。下图是保护等级一览表。按如下方式进行说明：

The connector`s housing, sealing and locking mechanism protect the connection from external influences such as mechanical shocks, foreign bodies, humidity, dust, water or other fluids such as cleaning and cooling agents, oils, etc. The degree of protection the housing offers is explained in the IEC60529, DIN EN60529, standards that categorize enclosures according to foreign body and water protection.

字母代号 Code letters (International protection) — IP

第一个数字 First Index Figure (防固体异物保护 Foreign bodies protection) — 6

第二个数字 Second Index Figure (防水保护 Water protection) — 5

数字 Index figure	保护范围 Index figure			数字 Index figure	保护范围 Index figure		
0	无安全防护 No protection		无触摸保护，无防固体异物保护 No protection against accidental contact,no protection against solid foreing bodies	0	无防水保护 No protection against water		无防水保护 No protection against water
1	防大件异物保护 Protection against large foreign bodies		防止手部大面积接触，防止直径大于50mm 的异物 Protection against contact with any large area by hand and against large solid foreign bodies with ϕ＞50mm	1	防滴水保护 Drip-proof		防止垂直滴落的水滴 Protection against vertical water drips
2	防中等大小异物保护 Protection against medium sized foreign bodies		防止手指接触，防止直径大于12mm 的异物 Protection against contact with the fingers, protection against solid foreign bodies with ϕ＞12mm	2	防倾斜滴水保护 Drip-proof		防止倾斜滴落的水滴（在垂直面15°以内的任何角度） Protection against water drips (up to a 15°angle)
3	防小件异物保护 Protection against small solid foreign bodies		防止工具、铁丝等直径大于2.5mm的物件接触，防止直径大于2.5mm的异物 Protection against tools,wries or similar objects with ϕ＞2.5mm, protection against small foreign solid bodies with ϕ＞2.5mm	3	防河水保护 Spray-proof		防止来处垂直面60°以内任意角度的河水 Protection against diagonal water drips (up to a 60°angle)
4	防颗粒状异物保护 Protection against grain-shaped foreign bodies		同3中所述但异物直径大于1mm As 3 however ϕ > 1mm	4	防喷水保护 Splash-proof		防止来自任意角度喷水 Protection against splashed water from all direction
5	防灰尘沉积保护 Protection against injurious deposits of dust		防止接触，防止内部灰尘沉积 Full protection against contact, protection against interior injurious dust deposits	5	防射水保护 Hose-proof		防止来自任意角度的冲射水柱（从喷嘴射出） Protection against water (out of a nozzle) from all directions
6	防灰尘进入保护 Protection against ingress of dust		全面防止接触，防止灰尘进入 Total protection against contact, protection against penetration of dust	6	超强防射水保护 Strong hose-proof		防止所有方向的水（大量从喷嘴射出的） Protection against strong water (out of a nozzle) from all directions
				7	防浸水保护 Protection against immersion		防止暂时性的浸水 Protection against temporary immersion
				8	防潜水保护 Protection water tight		防止长时间浸没时加压水进入 Protection against water pressure

DA ▪ Series



技术参数 Technical characteristics

规范 Specifications	DIN EN 60 664 DIN EN 61 984
插芯 Inserts	
接插件针数 Number of contacts	3,4,10,16,32(2X16)+PE
DA-003/004	
• 额定电流 Rated current	10A
• 相对地额定电压 Rated voltage conductor-ground	230V
• 相间额定电压 Rated voltage conductor-conductor	400V
• 额定脉冲电压 Rated impulse voltage	4KV
• 污染程度 Pollution degree	3
• 或 or	10A 250V 4KV 3
DA-010/016	
• 额定电流 Rated current	16A
• 额定电压 Rated voltage	250V
• 额定脉冲电压 Rated impulse voltage	4KV
• 污染程度 Pollution degree	3
• 污染等级2时的参数 Pollution degree 2 also	16A 230/400V 4KV 2
依据UL/CSA额定电压 Rated voltage acc.to UL CSA	600V
绝缘电阻 Insulation resistance	≥ 10^{10} Ω
材料 Material	聚碳酸酯 Polycarbonate
工作温度范围 Limiting temperatures	-40 ℃ ~+125 ℃
依据UL94阻燃等级 Flammability acc.to UL94	V0
可拔插次数 Mechanical working life-mating cycles	≥ 500
插针 Contacts	
材料 Material	铜合金 Copper alloy
表面处理 Surface	镀金 Hard-gold plated 镀银 Hard-silver plated
接触电阻 Contact resistance	≤ 1m Ω
螺钉连接 Screw terminal	
• 导线规格 Wire gauge	1-2.5mm²
• AWG	18-14
• 拧紧力矩 Tightening torque	0.25Nm(DA-003/004) or 0.5Nm(DA-010/016)
冷压连接 Crimp terminal	
• 导线规格 Wire gauge	0.14-4mm²
• AWG	26-12
弹片连接 Cage-clamp	
• 导线规格 Wire gauge	0.14-2.5mm²
• AWG	26-14

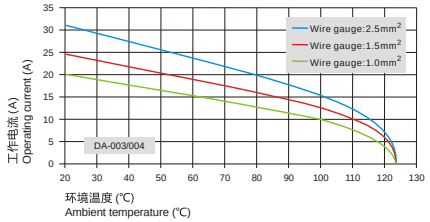

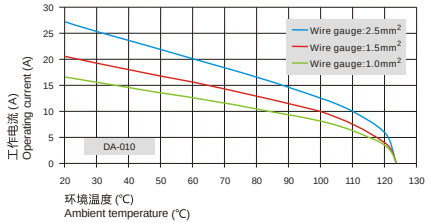

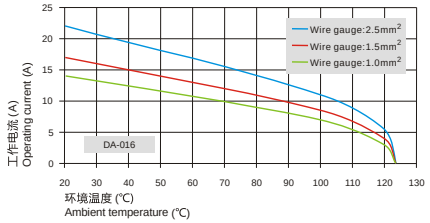

电流负载能力 Current carrying capacity

电流负载能力所受的限制主要来自包含接插针的接插体可承受的最大温度。
The current carrying is limited by maximum temperature of materials for Inserts and contacts including terminals.

测试和控制过程依据DIN EN 60512-5。
Measuring and testing techniques according to DIN EN 60512-5.

DA-003 小型插芯 The Slim Inserts 230V 10A 3+⏚
DA-004 小型插芯 The Slim Inserts 400V 10A 4+⏚

外壳尺寸：匹配 3A外壳，请参考P81-82页 Hoods/Housings: Matching 3A Hoods Housing, detail on P81-82

插芯 Inserts	公 Male	母 Female	线规 Wire gauge mm²	线规 Wire gauge AWG	图纸 Drawing
螺丝连接 Screw terminal 	DA-003-M	DA-003-F	0.75-1.5	18-14	尺寸图及孔位图 Dimension and hole site 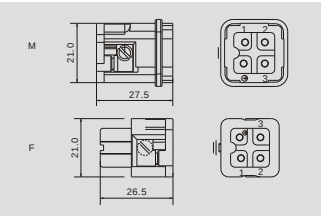
弹片连接 Cage-clamp 	DA-003-MS	DA-003-FS	0.5-2.5	20-14	尺寸图及孔位图 Dimension and hole site 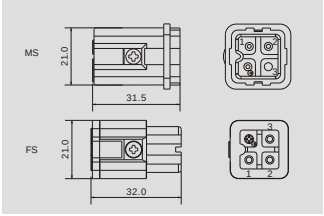
螺丝连接 Screw terminal 	DA-004-M	DA-004-F	0.75-1.5	18-14	尺寸图及孔位图 Dimension and hole site 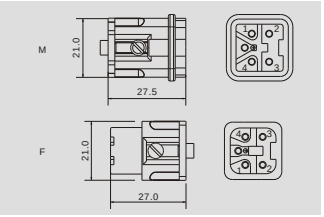
弹片连接 Cage-clamp 	DA-004-MS	DA-004-FS	0.5-2.5	20-14	尺寸图及孔位图 Dimension and hole site 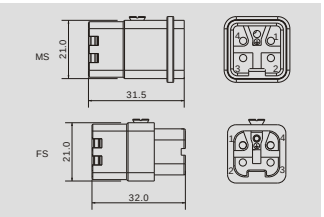

DA-010 小型插芯 The Slim Inserts 250V 16A 10+⏚

外壳尺寸：匹配 10A外壳，请参考P83页 Hoods/Housings: Matching 16A Hoods Housing, detail on P83

插芯 Inserts	公 Male	母 Female	线规 Wire gauge mm²	线规 Wire gauge AWG	图纸 Drawing
螺丝连接 Screw terminal 	DA-010-M	DA-010-F	0.75-2.5	18-14	接插体之间的最大距离24mm Distance for contact max.24mm 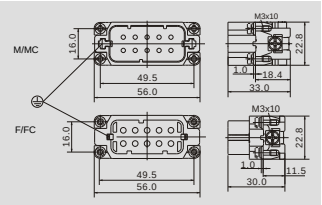 接插针排序 Contacts arrangement view for termination side 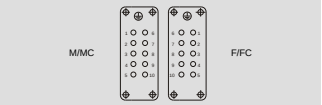 面孔安装开孔图 Panel cut out for use without Hoods/housings 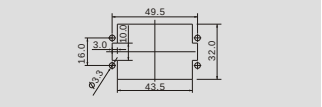
冷压连接 Crimp terminal 	DA-010-MC	DA-010-FC	0.14-4.0	26-12	

附件 Accessories

选择冷压连接时，需要另外配针，如下附件：
When cold pressing connection is selected, additional stitches are needed, as shown in the attachment below:

(16A) Crimp contacts
Material: Copper alloy
Contact resistance≤1mΩ
Matching:DA,DE,DEE,DM,DK inserts
Surface: Gold/silver plated
Terminal: Crimp connection

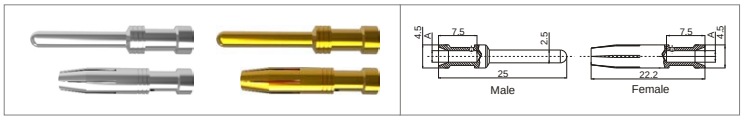

Contacts,silver-plated		Contacts,gold plated		(A)	Wire gauge		Recommended stripping length
Male Contacts	Female Contacts	Male Contacts	Female Contacts		(mm²)	(AWG)	
16A-SM-0.37	16A-SF-0.37	16A-GM-0.37	16A-GF-0.37	0.9	0.14-0.37	26-22	7.5mm
16A-SM-0.5	16A-SF-0.5	16A-GM-0.5	16A-GF-0.5	1.1	0.50	20	7.5mm
16A-SM-0.75	16A-SF-0.75	16A-GM-0.75	16A-GF-0.75	1.3	0.75	18	7.5mm
16A-SM-1.0	16A-SF-1.0	16A-GM-1.0	16A-GF-1.0	1.45	1.00	18	7.5mm
16A-SM-1.5	16A-SF-1.5	16A-GM-1.5	16A-GF-1.5	1.75	1.50	16	7.5mm
16A-SM-2.5	16A-SF-2.5	16A-GM-2.5	16A-GF-2.5	2.25	2.50	14	7.5mm
16A-SM-4.0	16A-SF-4.0	16A-GM-4.0	16A-GF-4.0	2.85	4.00	12	7.5mm

工具 Tools

冷压钳 Crimping tool
压接线径 Wire gauge : 0.5~4.0mm² (AWG 20-12)
型号 Type : TL1-4.0

退针器 Removal tool
适用类型 For: 16A冷压针 16A Crimp contacts
型号 Type : RT-10A

DEGSON®
DA Series

DA-016 小型插芯 The Slim Inserts 250V 16A 16+⏚

外壳尺寸：匹配 16A外壳，请参考P84页 Hoods/Housings: Matching 16A Hoods Housing, detail on P84

插芯 Inserts	公 Male	母 Female	线规 Wire gauge mm²	线规 Wire gauge AWG	图纸 Drawing
螺丝连接 Screw terminal 	DA-016-M	DA-016-F	0.75-2.5	18-14	接插体之间的最大距离24mm Distance for contact max.24mm 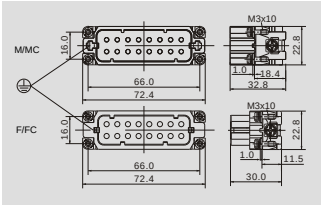 接插针排序 Contacts arrangement view for termination side  面孔安装开孔图 Panel cut out for use without Hoods/housings 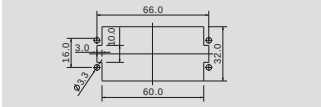
冷压连接 Crimp terminal 	DA-016-MC	DA-016-FC	0.14-4.0	26-12	

附件 Accessories

选择冷压连接时，需要另外配针，如下附件：
When cold pressing connection is selected, additional stitches are needed, as shown in the attachment below:

(16A) Crimp contacts
Material: Copper alloy
Contact resistance≤1mΩ
Matching:DA,DE,DEE,DM,DK inserts
Surface: Gold/silver plated
Terminal: Crimp connection

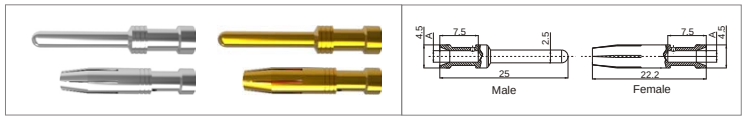

Contacts,silver-plated		Contacts,gold plated		(A)	Wire gauge		Recommended stripping length
Male Contacts	Female Contacts	Male Contacts	Female Contacts		(mm²)	(AWG)	
16A-SM-0.37	16A-SF-0.37	16A-GM-0.37	16A-GF-0.37	0.9	0.14-0.37	26-22	7.5mm
16A-SM-0.5	16A-SF-0.5	16A-GM-0.5	16A-GF-0.5	1.1	0.50	20	7.5mm
16A-SM-0.75	16A-SF-0.75	16A-GM-0.75	16A-GF-0.75	1.3	0.75	18	7.5mm
16A-SM-1.0	16A-SF-1.0	16A-GM-1.0	16A-GF-1.0	1.45	1.00	18	7.5mm
16A-SM-1.5	16A-SF-1.5	16A-GM-1.5	16A-GF-1.5	1.75	1.50	16	7.5mm
16A-SM-2.5	16A-SF-2.5	16A-GM-2.5	16A-GF-2.5	2.25	2.50	14	7.5mm
16A-SM-4.0	16A-SF-4.0	16A-GM-4.0	16A-GF-4.0	2.85	4.00	12	7.5mm

工具 Tools

冷压钳 Crimping tool
压接线径 Wire gauge : 0.5~4.0mm² (AWG 20-12)
型号 Type : TL1-4.0

退针器 Removal tool
适用类型 For: 16A冷压针 16A Crimp contacts
型号 Type : RT-10A

DA-032 小型插芯 The Slim Inserts 250V 16A 32+ ⏚

外壳尺寸：匹配 32A外壳，请参考P85-86页 Hoods/Housings: Matching 32A Hoods Housing, detail on P85-86

插芯 Inserts	公 Male	母 Female	线规 Wire gauge mm²	线规 Wire gauge AWG	图纸 Drawing
螺丝连接 Screw terminal 	DA-032-M	DA-032-F	0.75-2.5	18-14	接插体之间的最大距离21mm Distance for contact max.21mm 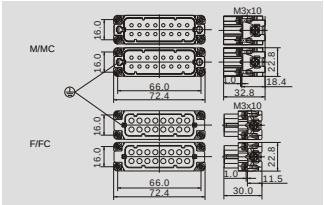 接插针排序 Contacts arrangement view for termination side  面孔安装开孔图 Panel cut out for use without Hoods/housings 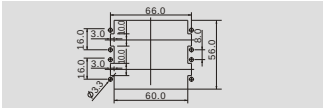
冷压连接 Crimp terminal 	DA-032-MC	DA-032-FC	0.14-4.0	26-14	

附件 Accessories

选择冷压连接时，需要另外配针，如下附件：
When cold pressing connection is selected, additional stitches are needed, as shown in the attachment below:

(16A) Crimp contacts
Material: Copper alloy
Contact resistance≤1mΩ
Matching:DA,DE,DEE,DM,DK inserts
Surface: Gold/silver plated
Terminal: Crimp connection

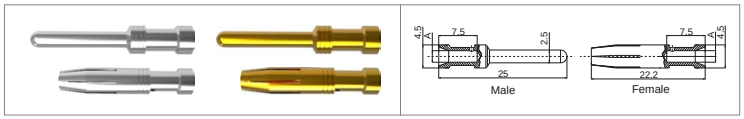

Contacts,silver-plated		Contacts,gold plated		(A)	Wire gauge		Recommended stripping length
Male Contacts	Female Contacts	Male Contacts	Female Contacts		(mm²)	(AWG)	
16A-SM-0.37	16A-SF-0.37	16A-GM-0.37	16A-GF-0.37	0.9	0.14-0.37	26-22	7.5mm
16A-SM-0.5	16A-SF-0.5	16A-GM-0.5	16A-GF-0.5	1.1	0.50	20	7.5mm
16A-SM-0.75	16A-SF-0.75	16A-GM-0.75	16A-GF-0.75	1.3	0.75	18	7.5mm
16A-SM-1.0	16A-SF-1.0	16A-GM-1.0	16A-GF-1.0	1.45	1.00	18	7.5mm
16A-SM-1.5	16A-SF-1.5	16A-GM-1.5	16A-GF-1.5	1.75	1.50	16	7.5mm
16A-SM-2.5	16A-SF-2.5	16A-GM-2.5	16A-GF-2.5	2.25	2.50	14	7.5mm
16A-SM-4.0	16A-SF-4.0	16A-GM-4.0	16A-GF-4.0	2.85	4.00	12	7.5mm

工具 Tools

冷压钳 Crimping tool
压接线径 Wire gauge : 0.5~4.0mm² (AWG 20-12)
型号 Type : TL1-4.0

退针器 Removal tool
适用类型 For: 16A冷压针 16A Crimp contacts
型号 Type : RT-10A

DD ▪ Series

技术参数 Technical characteristics

规范 Specifications	DIN EN 60 664 DIN EN 61 984
插芯 Inserts	
依据EN 61 984的额定电压 Electrical data acc.To EN 61 984	
接插件针数 Number of contacts	7,15,25,40,50(25X2),64,80(40X2),128(64X2)+PE
• 额定电流 Rated current	10A
• 额定电压 Rated voltage	250V
• 额定脉冲电压 Rated impulse voltage	4KV
• 污染程度 Pollution degree	3
• 污染等级2时的参数 Pollution degree 2 also	10A 230/400V 4KV 2
依据UL/CSA额定电压 Rated voltage acc.to UL CSA	600V
DD-008	
• 额定电流 Rated current	10A
• 额定电压 Rated voltage	~50V/-120V
• 额定脉冲电压 Rated impulse voltage	0.8KV
• 污染程度 Pollution degree	3
• 依据UL/CSA额定电压 Rated voltage acc.to UL CSA	50V
• 额定电压(直流电压) Rated voltage (DC voltage)	120V
绝缘电阻 Insulation resistance	≥ 10^{10} Ω
材料 Material	聚碳酸酯 Polycarbonate
工作温度范围 Limiting temperatures	-40 ℃ ~+125 ℃
依据UL94阻燃等级 Flammability acc.to UL94	V0
可拔插次数 Mechanical working life-mating cycles	≥ 500
插针 Contacts	
材料 Material	铜合金 Copper alloy
表面处理 Surface	镀金 Hard-gold plated 镀银 Hard-silver plated
接触电阻 Contact resistance	≤ 3m Ω
冷压连接 Crimp terminal	
· 导线规格 Wire gauge	0.14-2.5mm²
· AWG	26-14

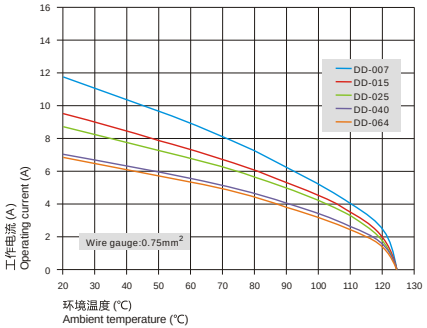

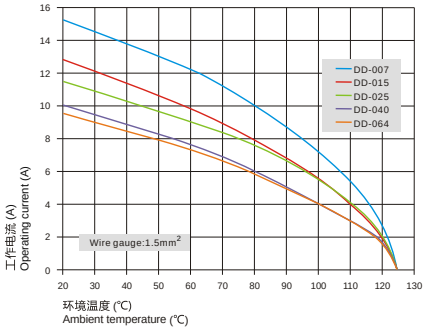

电流负载能力 Current carrying capacity

电流负载能力所受的限制主要来自包含接插针的接插体可承受的最大温度。
The current carrying is limited by maximum temperature of materials for Inserts and contacts including terminals.

测试和控制过程依据DIN EN 60512-5。
Measuring and testing techniques according to DIN EN 60512-5.

DD-007 超高密度型插芯 Ultra-high Density Inserts 250V 10A 7+⏚
DD-008 超高密度型插芯 Ultra-high Density Inserts -120V/～50V 10A 8+⏚

外壳尺寸：匹配 3A外壳，请参考P81-82页 Hoods/Housings: Matching 3A Hoods Housing, detail on P81-82

插芯 Inserts	公 Male	母 Female	线规 Wire gauge		图纸 Drawing
			mm²	AWG	
冷压连接 Crimp terminal 	DD-007-MC	DD-007-FC	0.14-2.5	26-14	尺寸图及孔位图 Dimension and hole site 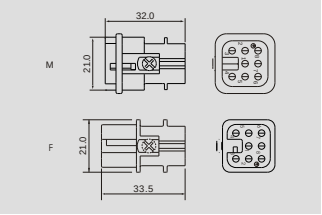
冷压连接 Crimp terminal 	DD-008-MC	DD-008-FC	0.14-2.5	26-14	尺寸图及孔位图 Dimension and hole site 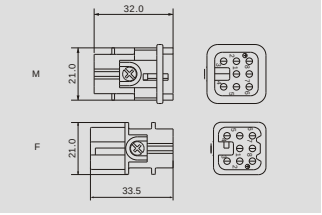

附件 Accessories

选择冷压连接时，需要另外配针，如下附件：
When cold pressing connection is selected, additional stitches are needed, as shown in the attachment below:

(10A) Crimp contacts
Material: Copper alloy
Contact resistance≤3mΩ
Matching:DD,DDD,DM,DK,DQ inserts
Surface: Gold/silver plated
Terminal: Crimp connection

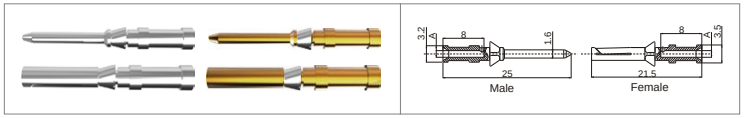

Contacts,silver-plated		Contacts,gold plated		(A)	Wire gauge		Recommended stripping length
Male Contacts	Female Contacts	Male Contacts	Female Contacts		(mm²)	(AWG)	
10A-SM-0.37	10A-SF-0.37	10A-GM-0.37	10A-GF-0.37	0.9	0.14-0.37	26-22	8mm
10A-SM-0.5	10A-SF-0.5	10A-GM-0.5	10A-GF-0.5	1.1	0.50	20	8mm
10A-SM-0.75	10A-SF-0.75	10A-GM-0.75	10A-GF-0.75	1.3	0.75	18	8mm
10A-SM-1.0	10A-SF-1.0	10A-GM-1.0	10A-GF-1.0	1.45	1.00	18	8mm
10A-SM-1.5	10A-SF-1.5	10A-GM-1.5	10A-GF-1.5	1.75	1.50	16	8mm
10A-SM-2.5	10A-SF-2.5	10A-GM-2.5	10A-GF-2.5	2.25	2.50	14	6mm

工具 Tools

冷压钳 Crimping tool
压接线径 Wire gauge : 0.5~4.0mm² (AWG 20-12)
型号 Type : TL1-4.0

退针器 Removal tool
适用类型 For: 10A冷压针 10A Crimp contacts
型号 Type : RT-10A

DEGSON®
DD Series

DD-015 超高密度插芯 Ultra-high Density Inserts 250V 10A 15+⏚

外壳尺寸：匹配 10A外壳，请参考P83页 Hoods/Housings: Matching 10A Hoods Housing, detail on P83

插芯 Inserts	公 Male	母 Female	线规 Wire gauge		图纸 Drawing
			mm²	AWG	
冷压连接 Crimp terminal 	DD-015-MC	DD-015-FC	0.14-2.5	26-14	接插体之间的最大距离24mm Distance for contact max.24mm 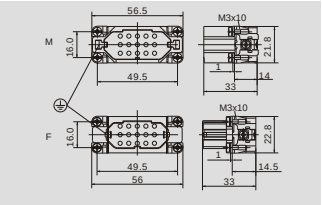 接插针排序 Contacts arrangement view for termination side 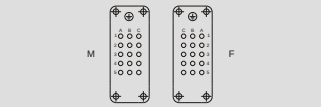 面孔安装开孔图 Panel cut out for use without Hoods/housings 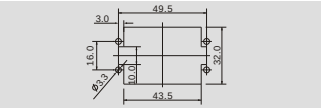

附件 Accessories

选择冷压连接时，需要另外配针，如下附件：
When cold pressing connection is selected, additional stitches are needed, as shown in the attachment below:

(10A) Crimp contacts
Material: Copper alloy
Contact resistance≤3mΩ
Matching:DD,DDD,DM,DK,DQ inserts
Surface: Gold/silver plated
Terminal: Crimp connection

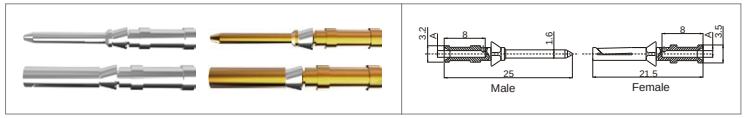

Contacts,silver-plated		Contacts,gold plated		(A)	Wire gauge		Recommended stripping length
Male Contacts	Female Contacts	Male Contacts	Female Contacts		(mm²)	(AWG)	
10A-SM-0.37	10A-SF-0.37	10A-GM-0.37	10A-GF-0.37	0.9	0.14-0.37	26-22	8mm
10A-SM-0.5	10A-SF-0.5	10A-GM-0.5	10A-GF-0.5	1.1	0.50	20	8mm
10A-SM-0.75	10A-SF-0.75	10A-GM-0.75	10A-GF-0.75	1.3	0.75	18	8mm
10A-SM-1.0	10A-SF-1.0	10A-GM-1.0	10A-GF-1.0	1.45	1.00	18	8mm
10A-SM-1.5	10A-SF-1.5	10A-GM-1.5	10A-GF-1.5	1.75	1.50	16	8mm
10A-SM-2.5	10A-SF-2.5	10A-GM-2.5	10A-GF-2.5	2.25	2.50	14	6mm

工具 Tools

冷压钳 Crimping tool
压接线径 Wire gauge : 0.5~4.0mm² (AWG 20-12)
型号 Type : TL1-4.0

退针器 Removal tool
适用类型 For: 10A冷压针 10A Crimp contacts
型号 Type : RT-10A

DD-025 超高密度插芯 Ultra-high Density Inserts 250V 10A 25+⏚

外壳尺寸：匹配 16A外壳，请参考P84页　Hoods/Housings: Matching 16A Hoods Housing, detail on P84

插芯 Inserts	公 Male	母 Female	线规 Wire gauge		图纸 Drawing
			mm²	AWG	
冷压连接 Crimp terminal 	DD-025-MC	DD-025-FC	0.14-2.5	26-14	接插体之间的最大距离24mm Distance for contact max.24mm 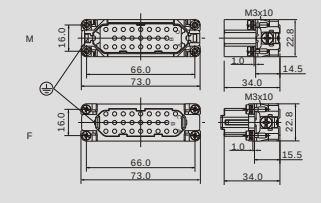 接插针排序 Contacts arrangement view for termination side  面孔安装开孔图 Panel cut out for use without Hoods/housings 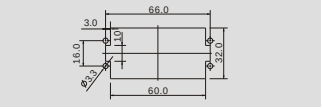

附件 Accessories

选择冷压连接时，需要另外配针，如下附件：
When cold pressing connection is selected, additional stitches are needed, as shown in the attachment below:

(10A) Crimp contacts
Material: Copper alloy
Contact resistance≤3mΩ
Matching:DD,DDD,DM,DK,DQ inserts
Surface: Gold/silver plated
Terminal: Crimp connection

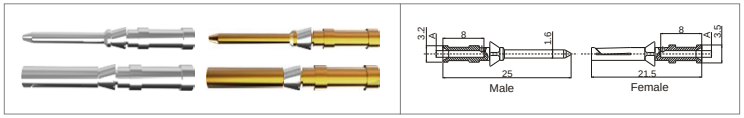

Contacts,silver-plated		Contacts,gold plated		(A)	Wire gauge		Recommended stripping length
Male Contacts	Female Contacts	Male Contacts	Female Contacts		(mm²)	(AWG)	
10A-SM-0.37	10A-SF-0.37	10A-GM-0.37	10A-GF-0.37	0.9	0.14-0.37	26-22	8mm
10A-SM-0.5	10A-SF-0.5	10A-GM-0.5	10A-GF-0.5	1.1	0.50	20	8mm
10A-SM-0.75	10A-SF-0.75	10A-GM-0.75	10A-GF-0.75	1.3	0.75	18	8mm
10A-SM-1.0	10A-SF-1.0	10A-GM-1.0	10A-GF-1.0	1.45	1.00	18	8mm
10A-SM-1.5	10A-SF-1.5	10A-GM-1.5	10A-GF-1.5	1.75	1.50	16	8mm
10A-SM-2.5	10A-SF-2.5	10A-GM-2.5	10A-GF-2.5	2.25	2.50	14	6mm

工具 Tools

冷压钳 Crimping tool
压接线径 Wire gauge : 0.5~4.0mm² (AWG 20-12)
型号 Type : TL1-4.0

退针器 Removal tool
适用类型 For: 10A冷压针 10A Crimp contacts
型号 Type : RT-10A

DD-040 超高密度插芯 Ultra-high Density Inserts 250V 10A 40+⏚

外壳尺寸：匹配 16B外壳，请参考P94-99页　Hoods/Housings: Matching 16B Hoods Housing, detail on P94-99

插芯 Inserts	公 Male	母 Female	线规 Wire gauge		图纸 Drawing
			mm²	AWG	
冷压连接 Crimp terminal 	DD-040-MC	DD-040-FC	0.14-2.5	26-14	接插体之间的最大距离24mm Distance for contact max.24mm 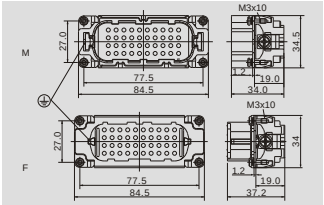 接插针排序 Contacts arrangement view for termination side  面孔安装开孔图 Panel cut out for use without Hoods/housings 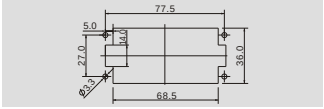

附件 Accessories

选择冷压连接时，需要另外配针，如下附件：
When cold pressing connection is selected, additional stitches are needed, as shown in the attachment below:

(10A) Crimp contacts
Material: Copper alloy
Contact resistance≤3mΩ
Matching:DD,DDD,DM,DK,DQ inserts
Surface: Gold/silver plated
Terminal: Crimp connection

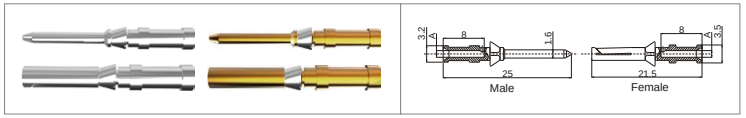

Contacts,silver-plated		Contacts,gold plated		(A)	Wire gauge		Recommended stripping length
Male Contacts	Female Contacts	Male Contacts	Female Contacts		(mm²)	(AWG)	
10A-SM-0.37	10A-SF-0.37	10A-GM-0.37	10A-GF-0.37	0.9	0.14-0.37	26-22	8mm
10A-SM-0.5	10A-SF-0.5	10A-GM-0.5	10A-GF-0.5	1.1	0.50	20	8mm
10A-SM-0.75	10A-SF-0.75	10A-GM-0.75	10A-GF-0.75	1.3	0.75	18	8mm
10A-SM-1.0	10A-SF-1.0	10A-GM-1.0	10A-GF-1.0	1.45	1.00	18	8mm
10A-SM-1.5	10A-SF-1.5	10A-GM-1.5	10A-GF-1.5	1.75	1.50	16	8mm
10A-SM-2.5	10A-SF-2.5	10A-GM-2.5	10A-GF-2.5	2.25	2.50	14	6mm

工具 Tools

冷压钳 Crimping tool
压接线径 Wire gauge : 0.5~4.0mm² (AWG 20-12)
型号 Type : TL1-4.0

退针器 Removal tool
适用类型 For: 10A冷压针 10A Crimp contacts
型号 Type : RT-10A

DD-050 超高密度插芯 Ultra-high Density Inserts 250V 10A 50+⏚

外壳尺寸：匹配32A外壳，请参考P85-86页 Hoods/Housings: Matching 32A Hoods Housing, detail on P85-86

插芯 Inserts	公 Male	母 Female	线规 Wire gauge		图纸 Drawing
			mm²	AWG	
冷压连接 Crimp terminal 	DD-050-MC (2X25)	DD-050-FC (2X25)	0.14-2.5	26-14	接插体之间的最大距离24mm Distance for contact max.24mm 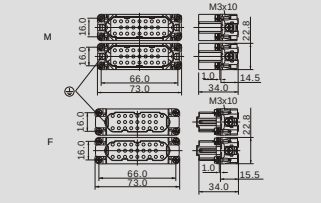 接插针排序 Contacts arrangement view for termination side  面孔安装开孔图 Panel cut out for use without Hoods/housings 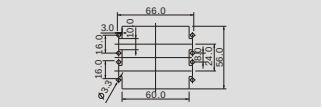

附件 Accessories

选择冷压连接时，需要另外配针，如下附件：
When cold pressing connection is selected, additional stitches are needed, as shown in the attachment below:

(10A) Crimp contacts
Material: Copper alloy
Contact resistance≤3mΩ
Matching:DD,DDD,DM,DK,DQinserts
Surface: Gold/silver plated
Terminal: Crimp connection

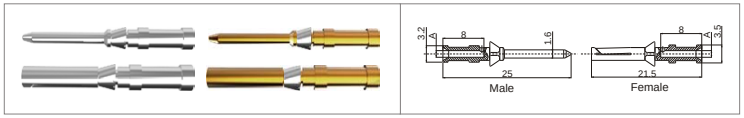

Contacts,silver-plated		Contacts,gold plated		(A)	Wire gauge		Recommended stripping length
Male Contacts	Female Contacts	Male Contacts	Female Contacts		(mm²)	(AWG)	
10A-SM-0.37	10A-SF-0.37	10A-GM-0.37	10A-GF-0.37	0.9	0.14-0.37	26-22	8mm
10A-SM-0.5	10A-SF-0.5	10A-GM-0.5	10A-GF-0.5	1.1	0.50	20	8mm
10A-SM-0.75	10A-SF-0.75	10A-GM-0.75	10A-GF-0.75	1.3	0.75	18	8mm
10A-SM-1.0	10A-SF-1.0	10A-GM-1.0	10A-GF-1.0	1.45	1.00	18	8mm
10A-SM-1.5	10A-SF-1.5	10A-GM-1.5	10A-GF-1.5	1.75	1.50	16	8mm
10A-SM-2.5	10A-SF-2.5	10A-GM-2.5	10A-GF-2.5	2.25	2.50	14	6mm

工具 Tools

冷压钳 Crimping tool
压接线径 Wire gauge : 0.5~4.0mm² (AWG 20-12)
型号 Type : TL1-4.0

退针器 Removal tool
适用类型 For: 10A冷压针 10A Crimp contacts
型号 Type : RT-10A

DEGSON®
DD Series

DD-064 超高密度插芯 Ultra-high Density Inserts 250V 10A 64+⏚

外壳尺寸：匹配24B外壳，请参考P100-105页 Hoods/Housings: Matching 24B Hoods Housing, detail on P101-106

插芯 Inserts	公 Male	母 Female	线规 Wire gauge		图纸 Drawing
			mm²	AWG	
冷压连接 Crimp terminal 	DD-064-MC	DD-064-FC	0.14-2.5	26-14	接插体之间的最大距离24mm Distance for contact max.24mm 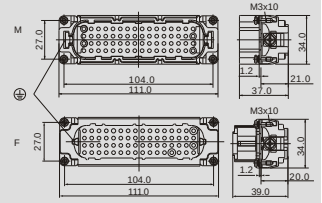 接插针排序 Contacts arrangement view for termination side  面孔安装开孔图 Panel cut out for use without Hoods/housings 

附件 Accessories

选择冷压连接时，需要另外配针，如下附件：
When cold pressing connection is selected, additional stitches are needed, as shown in the attachment below:

(10A) Crimp contacts
Material: Copper alloy
Contact resistance≤3mΩ
Matching:DD,DDD,DM,DK,DQinserts
Surface: Gold/silver plated
Terminal: Crimp connection

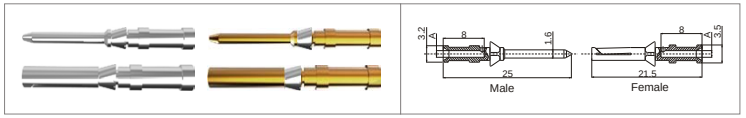

Contacts,silver-plated		Contacts,gold plated		(A)	Wire gauge		Recommended stripping length
Male Contacts	Female Contacts	Male Contacts	Female Contacts		(mm²)	(AWG)	
10A-SM-0.37	10A-SF-0.37	10A-GM-0.37	10A-GF-0.37	0.9	0.14-0.37	26-22	8mm
10A-SM-0.5	10A-SF-0.5	10A-GM-0.5	10A-GF-0.5	1.1	0.50	20	8mm
10A-SM-0.75	10A-SF-0.75	10A-GM-0.75	10A-GF-0.75	1.3	0.75	18	8mm
10A-SM-1.0	10A-SF-1.0	10A-GM-1.0	10A-GF-1.0	1.45	1.00	18	8mm
10A-SM-1.5	10A-SF-1.5	10A-GM-1.5	10A-GF-1.5	1.75	1.50	16	8mm
10A-SM-2.5	10A-SF-2.5	10A-GM-2.5	10A-GF-2.5	2.25	2.50	14	6mm

工具 Tools

冷压钳 Crimping tool
压接线径 Wire gauge : 0.5~4.0mm² (AWG 20-12)
型号 Type : TL1-4.0

退针器 Removal tool
适用类型 For: 10A冷压针 10A Crimp contacts
型号 Type : RT-10A

DD-080 超高密度插芯 Ultra-high Density Inserts 250V 10A 80+⏚

外壳尺寸：匹配 32B外壳，请参考P106-107页 Hoods/Housings: Matching 32B Hoods Housing, detail on P107-108

插芯 Inserts	公 Male	母 Female	线规 Wire gauge		图纸 Drawing
			mm²	AWG	
冷压连接 Crimp terminal 	DD-080-MC (2X40)	DD-080-FC (2X40)	0.14-2.5	26-14	接插体之间的最大距离24mm Distance for contact max.24mm 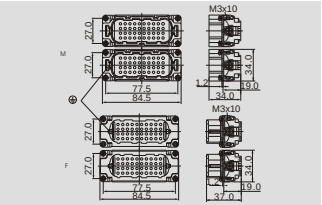 接插针排序 Contacts arrangement view for termination side  面孔安装开孔图 Panel cut out for use without Hoods/housings 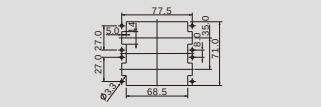

附件 Accessories

选择冷压连接时，需要另外配针，如下附件：
When cold pressing connection is selected, additional stitches are needed, as shown in the attachment below:

(10A) Crimp contacts
Material: Copper alloy
Contact resistance≤3mΩ
Matching:DD,DDD,DM,DK,DQ inserts
Surface: Gold/silver plated
Terminal: Crimp connection

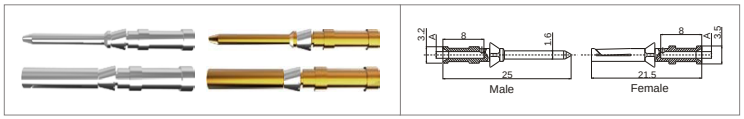

Contacts,silver-plated		Contacts,gold plated		(A)	Wire gauge		Recommended stripping length
Male Contacts	Female Contacts	Male Contacts	Female Contacts		(mm²)	(AWG)	
10A-SM-0.37	10A-SF-0.37	10A-GM-0.37	10A-GF-0.37	0.9	0.14-0.37	26-22	8mm
10A-SM-0.5	10A-SF-0.5	10A-GM-0.5	10A-GF-0.5	1.1	0.50	20	8mm
10A-SM-0.75	10A-SF-0.75	10A-GM-0.75	10A-GF-0.75	1.3	0.75	18	8mm
10A-SM-1.0	10A-SF-1.0	10A-GM-1.0	10A-GF-1.0	1.45	1.00	18	8mm
10A-SM-1.5	10A-SF-1.5	10A-GM-1.5	10A-GF-1.5	1.75	1.50	16	8mm
10A-SM-2.5	10A-SF-2.5	10A-GM-2.5	10A-GF-2.5	2.25	2.50	14	6mm

工具 Tools

冷压钳 Crimping tool
压接线径 Wire gauge : 0.5~4.0mm² (AWG 20-12)
型号 Type : TL1-4.0

退针器 Removal tool
适用类型 For: 10A冷压针 10A Crimp contacts
型号 Type : RT-10A

DEGSON®
DD Series

DD-128 超高密度插芯 Ultra-high Density Inserts 250V 10A 128+⏚

外壳尺寸：匹配 48B外壳，请参考P108页 Hoods/Housings: Matching 48B Hoods Housing, detail on P109

插芯 Inserts	公 Male	母 Female	线规 Wire gauge		图纸 Drawing
			mm²	AWG	
冷压连接 Crimp terminal 	DD-0128-MC (2X64)	DD-128-FC (2X64)	0.14-2.5	26-14	接插体之间的最大距离24mm Distance for contact max.24mm 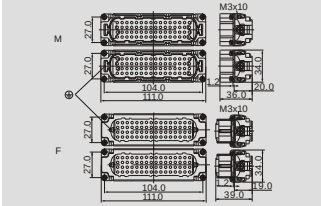 接插针排序 Contacts arrangement view for termination side  面孔安装开孔图 Panel cut out for use without Hoods/housings 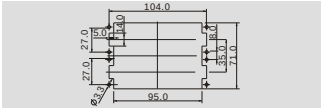

附件 Accessories

选择冷压连接时，需要另外配针，如下附件：
When cold pressing connection is selected, additional stitches are needed, as shown in the attachment below:

(10A) Crimp contacts
Material: Copper alloy
Contact resistance≤3mΩ
Matching:DD,DDD,DM,DK,DQ inserts
Surface: Gold/silver plated
Terminal: Crimp connection

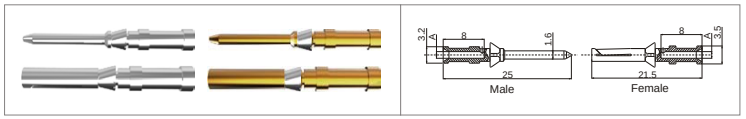

Contacts,silver-plated		Contacts,gold plated		(A)	Wire gauge		Recommended stripping length
Male Contacts	Female Contacts	Male Contacts	Female Contacts		(mm²)	(AWG)	
10A-SM-0.37	10A-SF-0.37	10A-GM-0.37	10A-GF-0.37	0.9	0.14-0.37	26-22	8mm
10A-SM-0.5	10A-SF-0.5	10A-GM-0.5	10A-GF-0.5	1.1	0.50	20	8mm
10A-SM-0.75	10A-SF-0.75	10A-GM-0.75	10A-GF-0.75	1.3	0.75	18	8mm
10A-SM-1.0	10A-SF-1.0	10A-GM-1.0	10A-GF-1.0	1.45	1.00	18	8mm
10A-SM-1.5	10A-SF-1.5	10A-GM-1.5	10A-GF-1.5	1.75	1.50	16	8mm
10A-SM-2.5	10A-SF-2.5	10A-GM-2.5	10A-GF-2.5	2.25	2.50	14	6mm

工具 Tools

冷压钳 Crimping tool
压接线径 Wire gauge : 0.5~4.0mm² (AWG 20-12)
型号 Type : TL1-4.0

退针器 Removal tool
适用类型 For: 10A冷压针 10A Crimp contacts
型号 Type : RT-10A

DDD ▪ Series



技术参数 Technical characteristics

规范 Specifications	DIN EN 60 664 DIN EN 61 984
插芯 Inserts	
依据EN 61 984的额定电压 Electrical data acc.to EN 61 984	
接插件针数 Number of contacts	24,42,72,108,144(72X2),216(108X2)+PE
• 额定电流 Rated current	10A
• 额定电压 Rated voltage	250V
• 额定脉冲电压 Rated impulse voltage	4KV
• 污染程度 Pollution degree	3
• 污染等级2时的参数 Pollution degree 2 also	10A 230/400V 4KV 2
依据UL/CSA额定电压 Rated voltage acc.to UL CSA	600V
绝缘电阻 Insulation resistance	≥ 10^{10} Ω
材料 Material	聚碳酸酯 Polycarbonate
工作温度范围 Limiting temperatures	-40 ℃ ~+125 ℃
依据UL94阻燃等级 Flammability acc.to UL94	V0
可拔插次数 Mechanical working life-mating cycles	≥ 500
插针 Contacts	
材料 Material	铜合金 Copper alloy
表面处理 Surface	镀金 Hard-gold plated 镀银 Hard-silver plated
接触电阻 Contact resistance	≤ 3m Ω
冷压连接 Crimp terminal	
• 导线规格 Wire gauge	0.14-2.5mm²
• AWG	26-14

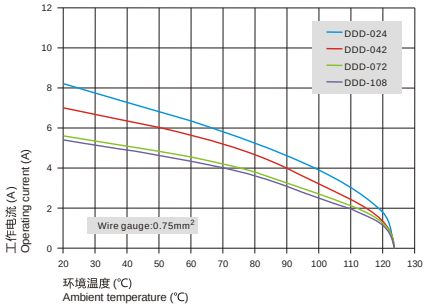

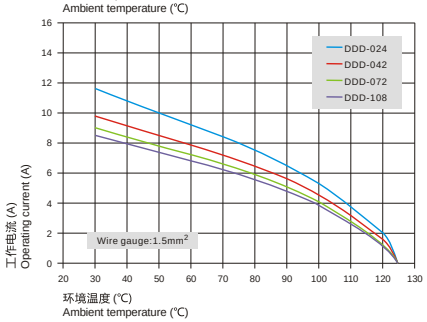

电流负载能力 Current carrying capacity

电流负载能力所受的限制主要来自包含接插针的接插体可承受的最大温度。
The current carrying is limited by maximum temperature of materials for Inserts and contacts including terminals.

测试和控制过程依据DIN EN 60512-5。
Measuring and testing techniques according to DIN EN 60512-5.

DDD-024 超高密度插芯 Ultra-high Density Inserts 250V 10A 24+⏚

外壳尺寸：匹配6B外壳，请参考P86-87页 Hoods/Housings: Matching 6B Hoods Housing, detail on P87-88

插芯 Inserts	公 Male	母 Female	线规 Wire gauge mm²	线规 Wire gauge AWG	图纸 Drawing
冷压连接 Crimp terminal 	DDD-024-MC	DD-024-FC	0.14-2.5	26-14	接插体之间的最大距离21mm Distance for contact max.21mm 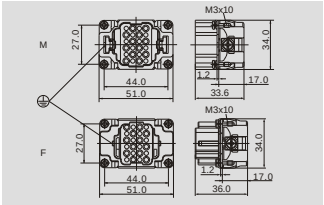 接插针排序 Contacts arrangement view for termination side  面孔安装开孔图 Panel cut out for use without Hoods/housings 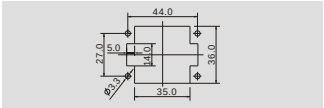

附件 Accessories

选择冷压连接时，需要另外配针，如下附件：
When cold pressing connection is selected, additional stitches are needed, as shown in the attachment below:

(10A) Crimp contacts
Material: Copper alloy
Contact resistance≤3mΩ
Matching:DD,DDD,DM,DK,DQ inserts
Surface: Gold/silver plated
Terminal: Crimp connection

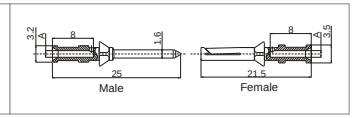

Contacts,silver-plated		Contacts,gold plated		(A)	Wire gauge		Recommended stripping length
Male Contacts	Female Contacts	Male Contacts	Female Contacts		(mm²)	(AWG)	
10A-SM-0.37	10A-SF-0.37	10A-GM-0.37	10A-GF-0.37	0.9	0.14-0.37	26-22	8mm
10A-SM-0.5	10A-SF-0.5	10A-GM-0.5	10A-GF-0.5	1.1	0.50	20	8mm
10A-SM-0.75	10A-SF-0.75	10A-GM-0.75	10A-GF-0.75	1.3	0.75	18	8mm
10A-SM-1.0	10A-SF-1.0	10A-GM-1.0	10A-GF-1.0	1.45	1.00	18	8mm
10A-SM-1.5	10A-SF-1.5	10A-GM-1.5	10A-GF-1.5	1.75	1.50	16	8mm
10A-SM-2.5	10A-SF-2.5	10A-GM-2.5	10A-GF-2.5	2.25	2.50	14	6mm

工具 Tools

冷压钳 Crimping tool
压接线径 Wire gauge : 0.5~4.0mm² (AWG 20-12)
型号 Type : TL1-4.0

退针器 Removal tool
适用类型 For: 10A冷压针 10A Crimp contacts
型号 Type : RT-10A

DDD-042 超高密度插芯 Ultra-high Density Inserts 250V 10A 42+⏚

外壳尺寸：匹配10B外壳，请参考P88-93页 Hoods/Housings: Matching 10B Hoods Housing, detail on P87-94

插芯 Inserts	公 Male	母 Female	线规 Wire gauge		图纸 Drawing
			mm²	AWG	
冷压连接 Crimp terminal 	DDD-042-MC	DD-042-FC	0.14-2.5	26-14	接插体之间的最大距离21mm Distance for contact max.21mm 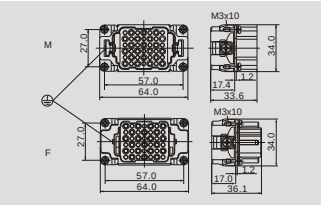 接插针排序 Contacts arrangement view for termination side  面孔安装开孔图 Panel cut out for use without Hoods/housings 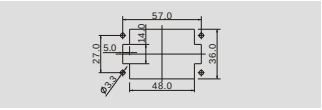

附件 Accessories

选择冷压连接时，需要另外配针，如下附件：
When cold pressing connection is selected, additional stitches are needed, as shown in the attachment below:

(10A) Crimp contacts
Material: Copper alloy
Contact resistance≤3mΩ
Matching:DD,DDD,DM,DK,DQ inserts
Surface: Gold/silver plated
Terminal: Crimp connection

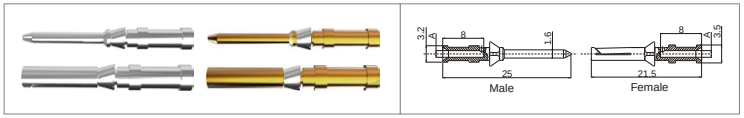

Contacts,silver-plated		Contacts,gold plated		(A)	Wire gauge		Recommended stripping length
Male Contacts	Female Contacts	Male Contacts	Female Contacts		(mm²)	(AWG)	
10A-SM-0.37	10A-SF-0.37	10A-GM-0.37	10A-GF-0.37	0.9	0.14-0.37	26-22	8mm
10A-SM-0.5	10A-SF-0.5	10A-GM-0.5	10A-GF-0.5	1.1	0.50	20	8mm
10A-SM-0.75	10A-SF-0.75	10A-GM-0.75	10A-GF-0.75	1.3	0.75	18	8mm
10A-SM-1.0	10A-SF-1.0	10A-GM-1.0	10A-GF-1.0	1.45	1.00	18	8mm
10A-SM-1.5	10A-SF-1.5	10A-GM-1.5	10A-GF-1.5	1.75	1.50	16	8mm
10A-SM-2.5	10A-SF-2.5	10A-GM-2.5	10A-GF-2.5	2.25	2.50	14	6mm

工具 Tools

冷压钳 Crimping tool
压接线径 Wire gauge : 0.5~4.0mm² (AWG 20-12)
型号 Type : TL1-4.0

退针器 Removal tool
适用类型 For: 10A冷压针 10A Crimp contacts
型号 Type : RT-10A

DEGSON®
DDD Series

DDD-072 超高密度插芯 Ultra-high Density Inserts 250V 10A 72+⏚

外壳尺寸：匹配16B外壳，请参考P94-99页 Hoods/Housings: Matching 16B Hoods Housing, detail on P95-100

插芯 Inserts	公 Male	母 Female	线规 Wire gauge		图纸 Drawing
			mm²	AWG	
冷压连接 Crimp terminal 	DDD-072-MC	DD-072-FC	0.14-2.5	26-14	接插体之间的最大距离21mm Distance for contact max.21mm 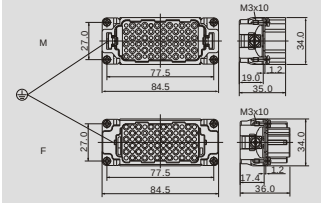 接插针排序 Contacts arrangement view for termination side  面孔安装开孔图 Panel cut out for use without Hoods/housings 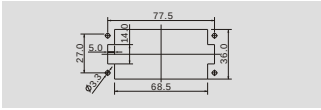

附件 Accessories

选择冷压连接时，需要另外配针，如下附件：
When cold pressing connection is selected, additional stitches are needed, as shown in the attachment below:

(10A) Crimp contacts
Material: Copper alloy
Contact resistance≤3mΩ
Matching:DD,DDD,DM,DK,DQ inserts
Surface: Gold/silver plated
Terminal: Crimp connection

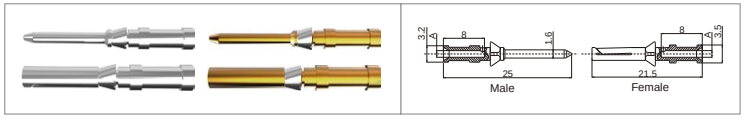

Contacts,silver-plated		Contacts,gold plated		(A)	Wire gauge		Recommended stripping length
Male Contacts	Female Contacts	Male Contacts	Female Contacts		(mm²)	(AWG)	
10A-SM-0.37	10A-SF-0.37	10A-GM-0.37	10A-GF-0.37	0.9	0.14-0.37	26-22	8mm
10A-SM-0.5	10A-SF-0.5	10A-GM-0.5	10A-GF-0.5	1.1	0.50	20	8mm
10A-SM-0.75	10A-SF-0.75	10A-GM-0.75	10A-GF-0.75	1.3	0.75	18	8mm
10A-SM-1.0	10A-SF-1.0	10A-GM-1.0	10A-GF-1.0	1.45	1.00	18	8mm
10A-SM-1.5	10A-SF-1.5	10A-GM-1.5	10A-GF-1.5	1.75	1.50	16	8mm
10A-SM-2.5	10A-SF-2.5	10A-GM-2.5	10A-GF-2.5	2.25	2.50	14	6mm

工具 Tools

冷压钳 Crimping tool
压接线径 Wire gauge : 0.5~4.0mm² (AWG 20-12)
型号 Type : TL1-4.0

退针器 Removal tool
适用类型 For: 10A冷压针 10A Crimp contacts
型号 Type : RT-10A

DDD-108 超高密度插芯 Ultra-high Density Inserts 250V 10A 108+⏚

外壳尺寸：匹配 24B外壳，请参考P100-105页 Hoods/Housings: Matching 24B Hoods Housing, detail on P101-106

插芯 Inserts	公 Male	母 Female	线规 Wire gauge		图纸 Drawing
			mm²	AWG	
冷压连接 Crimp terminal 	DDD-108-MC	DD-108-FC	0.14-2.5	26-14	接插体之间的最大距离24mm Distance for contact max.24mm 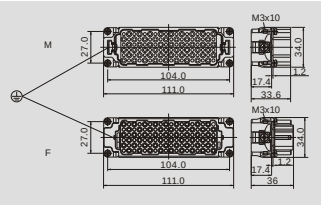 接插针排序 Contacts arrangement view for termination side  面孔安装开孔图 Panel cut out for use without Hoods/housings 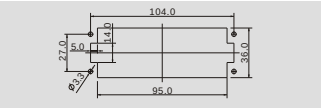

附件 Accessories

选择冷压连接时，需要另外配针，如下附件：
When cold pressing connection is selected, additional stitches are needed, as shown in the attachment below:

(10A) Crimp contacts
Material: Copper alloy
Contact resistance≤3mΩ
Matching:DD,DDD,DM,DK,DQ inserts
Surface: Gold/silver plated
Terminal: Crimp connection

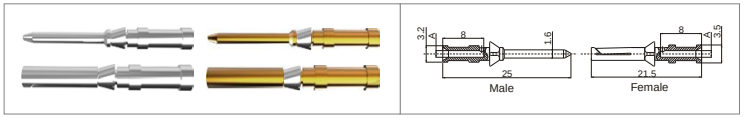

Contacts,silver-plated		Contacts,gold plated		(A)	Wire gauge		Recommended stripping length
Male Contacts	Female Contacts	Male Contacts	Female Contacts		(mm²)	(AWG)	
10A-SM-0.37	10A-SF-0.37	10A-GM-0.37	10A-GF-0.37	0.9	0.14-0.37	26-22	8mm
10A-SM-0.5	10A-SF-0.5	10A-GM-0.5	10A-GF-0.5	1.1	0.50	20	8mm
10A-SM-0.75	10A-SF-0.75	10A-GM-0.75	10A-GF-0.75	1.3	0.75	18	8mm
10A-SM-1.0	10A-SF-1.0	10A-GM-1.0	10A-GF-1.0	1.45	1.00	18	8mm
10A-SM-1.5	10A-SF-1.5	10A-GM-1.5	10A-GF-1.5	1.75	1.50	16	8mm
10A-SM-2.5	10A-SF-2.5	10A-GM-2.5	10A-GF-2.5	2.25	2.50	14	6mm

工具 Tools

冷压钳 Crimping tool
压接线径 Wire gauge : 0.5~4.0mm² (AWG 20-12)
型号 Type : TL1-4.0

退针器 Removal tool
适用类型 For: 10A冷压针 10A Crimp contacts
型号 Type : RT-10A

DEGSON®
DDD Series

DDD-144 超高密度插芯 Ultra-high Density Inserts 250V 10A 144+⏚

外壳尺寸：匹配 32B外壳，请参考P106-107页 Hoods/Housings: Matching 32B Hoods Housing, detail on P106-107

插芯 Inserts	公 Male	母 Female	线规 Wire gauge		图纸 Drawing
			mm²	AWG	
冷压连接 Crimp terminal 	DDD-144-MC	DD-144-FC	0.14-2.5	26-14	接插体之间的最大距离21mm Distance for contact max.21mm 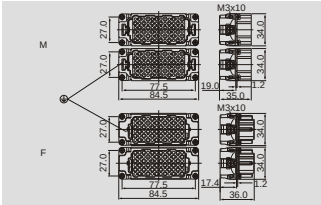 接插针排序 Contacts arrangement view for termination side  面孔安装开孔图 Panel cut out for use without Hoods/housings 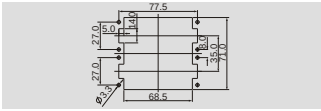

附件 Accessories

选择冷压连接时，需要另外配针，如下附件：
When cold pressing connection is selected, additional stitches are needed, as shown in the attachment below:

(10A) Crimp contacts
Material: Copper alloy
Contact resistance≤3mΩ
Matching:DD,DDD,DM,DK,DQ inserts
Surface: Gold/silver plated
Terminal: Crimp connection

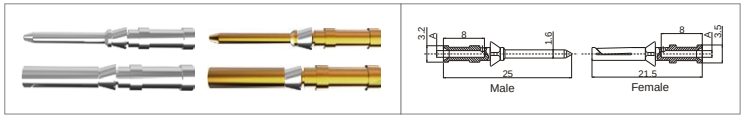

Contacts,silver-plated		Contacts,gold plated		(A)	Wire gauge		Recommended stripping length
Male Contacts	Female Contacts	Male Contacts	Female Contacts		(mm²)	(AWG)	
10A-SM-0.37	10A-SF-0.37	10A-GM-0.37	10A-GF-0.37	0.9	0.14-0.37	26-22	8mm
10A-SM-0.5	10A-SF-0.5	10A-GM-0.5	10A-GF-0.5	1.1	0.50	20	8mm
10A-SM-0.75	10A-SF-0.75	10A-GM-0.75	10A-GF-0.75	1.3	0.75	18	8mm
10A-SM-1.0	10A-SF-1.0	10A-GM-1.0	10A-GF-1.0	1.45	1.00	18	8mm
10A-SM-1.5	10A-SF-1.5	10A-GM-1.5	10A-GF-1.5	1.75	1.50	16	8mm
10A-SM-2.5	10A-SF-2.5	10A-GM-2.5	10A-GF-2.5	2.25	2.50	14	6mm

工具 Tools

冷压钳 Crimping tool
压接线径 Wire gauge : 0.5~4.0mm² (AWG 20-12)
型号 Type : TL1-4.0

退针器 Removal tool
适用类型 For: 10A冷压针 10A Crimp contacts
型号 Type : RT-10A

DDD-216 超高密度插芯 Ultra-high Density Inserts 250V 10A 216+⏚

外壳尺寸：匹配 48B外壳，请参考P108页 Hoods/Housings: Matching 48B Hoods Housing, detail on P108

插芯 Inserts	公 Male	母 Female	线规 Wire gauge mm²	线规 Wire gauge AWG	图纸 Drawing
冷压连接 Crimp terminal 	DDD-216-MC	DD-216-FC	0.14-2.5	26-14	接插体之间的最大距离21mm Distance for contact max.21mm 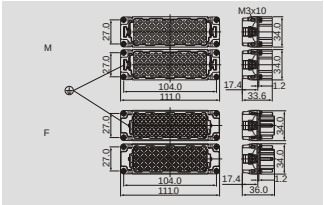 接插针排序 Contacts arrangement view for termination side  面孔安装开孔图 Panel cut out for use without Hoods/housings 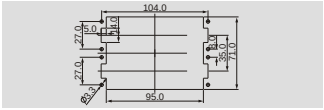

附件 Accessories

选择冷压连接时，需要另外配针，如下附件：
When cold pressing connection is selected, additional stitches are needed, as shown in the attachment below:

(10A) Crimp contacts
Material: Copper alloy
Contact resistance≤3mΩ
Matching:DD,DDD,DM,DK,DQ inserts
Surface: Gold/silver plated
Terminal: Crimp connection

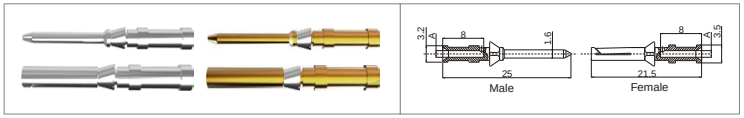

Contacts,silver-plated		Contacts,gold plated		(A)	Wire gauge		Recommended stripping length
Male Contacts	Female Contacts	Male Contacts	Female Contacts		(mm²)	(AWG)	
10A-SM-0.37	10A-SF-0.37	10A-GM-0.37	10A-GF-0.37	0.9	0.14-0.37	26-22	8mm
10A-SM-0.5	10A-SF-0.5	10A-GM-0.5	10A-GF-0.5	1.1	0.50	20	8mm
10A-SM-0.75	10A-SF-0.75	10A-GM-0.75	10A-GF-0.75	1.3	0.75	18	8mm
10A-SM-1.0	10A-SF-1.0	10A-GM-1.0	10A-GF-1.0	1.45	1.00	18	8mm
10A-SM-1.5	10A-SF-1.5	10A-GM-1.5	10A-GF-1.5	1.75	1.50	16	8mm
10A-SM-2.5	10A-SF-2.5	10A-GM-2.5	10A-GF-2.5	2.25	2.50	14	6mm

工具 Tools

冷压钳 Crimping tool
压接线径 Wire gauge : 0.5~4.0mm² (AWG 20-12)
型号 Type : TL1-4.0

退针器 Removal tool
适用类型 For: 10A冷压针 10A Crimp contacts
型号 Type : RT-10A

DE ▪ Series



技术参数 Technical characteristics

规范 Specifications	DIN EN 60 664 DIN EN 61 984
插芯 Inserts	
依据EN 61 984的额定电压 Electrical data acc.to EN 61 984	
接插件针数 Number of contacts	6,10,16,24,32(2X16),48(2X24)+PE
• 额定电流 Rated current	16A
• 额定电压 Rated voltage	500V
• 额定脉冲电压 Rated impulse voltage	6KV
• 污染程度 Pollution degree	3
• 污染等级2时的参数 Pollution degree 2 also	16A 400/690V 6KV 2
依据UL/CSA额定电压 Rated voltage acc.to UL CSA	600V
绝缘电阻 Insulation resistance	≥ 10^{10} Ω
材料 Material	聚碳酸酯 Polycarbonate
工作温度范围 Limiting temperatures	-40 ℃ ~+125 ℃
依据UL94阻燃等级 Flammability acc.to UL94	V0
可拔插次数 Mechanical working life-mating cycles	≥ 500
插针 Contacts	
材料 Material	铜合金 Copper alloy
表面处理 Surface	镀金 Hard-gold plated 镀银 Hard-silver plated
接触电阻 Contact resistance	≤ 1m Ω
螺钉连接 Screw terminal	
• 导线规格 Wire gauge	0.14-2.5mm²
• AWG	26-14
• 拧紧力矩 Tightening torque	0.5Nm
• 剥线长度 Stripping length	7mm
冷压连接 Crimp terminal	
• 导线规格 Wire gauge	0.14-4mm²
• AWG	26-12
• 剥线长度 Stripping length	7.5mm
弹片连接 Cage-clamp	
• 导线规格 Wire gauge	0.14-2.5mm²
• AWG	26-14
• 剥线长度 Stripping length	7-9mm

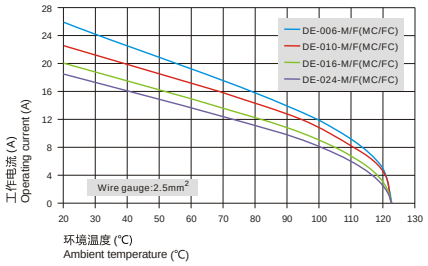

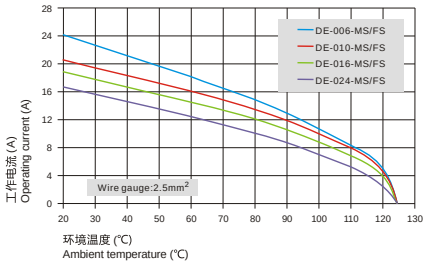

电流负载能力 Current carrying capacity

电流负载能力所受的限制主要来自包含接插针的接插体可承受的最大温度。
The current carrying is limited by maximum temperature of materials for Inserts and contacts including terminals.

测试和控制过程依据DIN EN 60512-5。
Measuring and testing techniques according to DIN EN 60512-5.

DE-006 常规型插芯 Standard Inserts 500V 16A 6+⏚

外壳尺寸：匹配 6B外壳，请参考P86-87页 Hoods/Housings: Matching 6B Hoods Housing, detail on P87-88

插芯 Inserts	公 Male	母 Female	线规 Wire gauge mm²	线规 Wire gauge AWG	图纸 Drawing
螺丝连接 Screw terminal 	DE-006-M	DE-006-F	0.75-2.5	18-14	接插体之间的最大距离21mm Distance for contact max.21mm 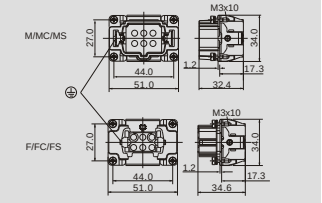
冷压连接 Crimp terminal 	DE-006-MC	DE-006-FC	0.14-4.0	26-12	接插针排序 Contacts arrangement view for termination side 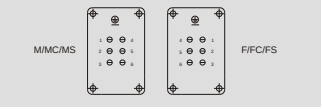
弹片连接 Cage-clamp 	DE-006-MS	DE-006-FS	0.14-2.5	26-14	面孔安装开孔图 Panel cut out for use without Hoods/housings 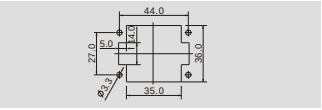

附件 Accessories

选择冷压连接时，需要另外配针，如下附件：
When cold pressing connection is selected, additional stitches are needed, as shown in the attachment below:

(16A) Crimp contacts
Material: Copper alloy
Contact resistance≤1mΩ
Matching:DA,DE,DEE,DM,DK inserts
Surface: Gold/silver plated
Terminal: Crimp connection

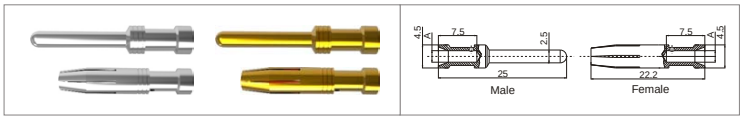

Contacts,silver-plated		Contacts,gold plated		(A)	Wire gauge		Recommended stripping length
Male Contacts	Female Contacts	Male Contacts	Female Contacts		(mm²)	(AWG)	
16A-SM-0.37	16A-SF-0.37	16A-GM-0.37	16A-GF-0.37	0.9	0.14-0.37	26-22	7.5mm
16A-SM-0.5	16A-SF-0.5	16A-GM-0.5	16A-GF-0.5	1.1	0.50	20	7.5mm
16A-SM-0.75	16A-SF-0.75	16A-GM-0.75	16A-GF-0.75	1.3	0.75	18	7.5mm
16A-SM-1.0	16A-SF-1.0	16A-GM-1.0	16A-GF-1.0	1.45	1.00	18	7.5mm
16A-SM-1.5	16A-SF-1.5	16A-GM-1.5	16A-GF-1.5	1.75	1.50	16	7.5mm
16A-SM-2.5	16A-SF-2.5	16A-GM-2.5	16A-GF-2.5	2.25	2.50	14	7.5mm
16A-SM-4.0	16A-SF-4.0	16A-GM-4.0	16A-GF-4.0	2.85	4.00	12	7.5mm

工具 Tools

冷压钳 Crimping tool
压接线径 Wire gauge : 0.5~4.0mm² (AWG 20-12)
型号 Type : TL1-4.0

退针器 Removal tool
适用类型 For: 16A冷压针 16A Crimp contacts
型号 Type : RT-10A

DEGSON®
DE Series

DE-010 常规型插芯 Standard Inserts 500V 16A 10+⏚

外壳尺寸：匹配 10B外壳，请参考P88-93页 Hoods/Housings: Matching 10B Hoods Housing, detail on P89-94

插芯 Inserts	公 Male	母 Female	线规 Wire gauge mm²	线规 Wire gauge AWG	图纸 Drawing
螺丝连接 Screw terminal 	DE-010-M	DE-010-F	0.75-2.5	18-14	接插体之间的最大距离21mm Distance for contact max.21mm 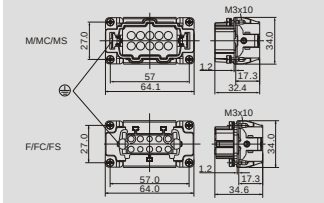
冷压连接 Crimp terminal 	DE-010-MC	DE-010-FC	0.14-4.0	26-12	接插针排序 Contacts arrangement view for termination side 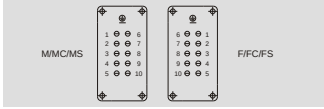
弹片连接 Cage-clamp 	DE-010-MS	DE-010-FS	0.14-2.5	26-14	面孔安装开孔图 Panel cut out for use without Hoods/housings 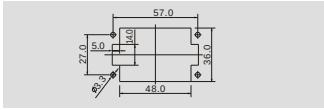

附件 Accessories

选择冷压连接时，需要另外配针，如下附件：
When cold pressing connection is selected, additional stitches are needed, as shown in the attachment below:

(16A) Crimp contacts
Material: Copper alloy
Contact resistance≤1mΩ
Matching:DA,DE,DEE,DM,DK inserts
Surface: Gold/silver plated
Terminal: Crimp connection

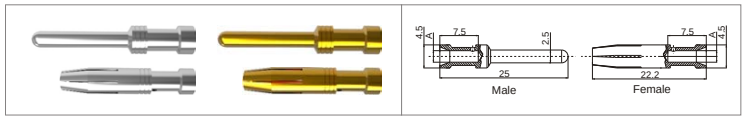

Contacts,silver-plated		Contacts,gold plated		(A)	Wire gauge		Recommended stripping length
Male Contacts	Female Contacts	Male Contacts	Female Contacts		(mm²)	(AWG)	
16A-SM-0.37	16A-SF-0.37	16A-GM-0.37	16A-GF-0.37	0.9	0.14-0.37	26-22	7.5mm
16A-SM-0.5	16A-SF-0.5	16A-GM-0.5	16A-GF-0.5	1.1	0.50	20	7.5mm
16A-SM-0.75	16A-SF-0.75	16A-GM-0.75	16A-GF-0.75	1.3	0.75	18	7.5mm
16A-SM-1.0	16A-SF-1.0	16A-GM-1.0	16A-GF-1.0	1.45	1.00	18	7.5mm
16A-SM-1.5	16A-SF-1.5	16A-GM-1.5	16A-GF-1.5	1.75	1.50	16	7.5mm
16A-SM-2.5	16A-SF-2.5	16A-GM-2.5	16A-GF-2.5	2.25	2.50	14	7.5mm
16A-SM-4.0	16A-SF-4.0	16A-GM-4.0	16A-GF-4.0	2.85	4.00	12	7.5mm

工具 Tools

冷压钳 Crimping tool
压接线径 Wire gauge : 0.5~4.0mm² (AWG 20-12)
型号 Type : TL1-4.0

退针器 Removal tool
适用类型 For: 16A冷压针 16A Crimp contacts
型号 Type : RT-10A

DE-016 常规型插芯 Standard Inserts 500V 16A 16+⏚

外壳尺寸：匹配 16B外壳，请参考P94-99页 Hoods/Housings: Matching 16B Hoods Housing, detail on P95-100

插芯 Inserts	公 Male	母 Female	线规 Wire gauge mm²	线规 Wire gauge AWG	图纸 Drawing
螺丝连接 Screw terminal 	DE-016-M	DE-016-F	0.75-2.5	18-14	接插体之间的最大距离21mm Distance for contact max.21mm 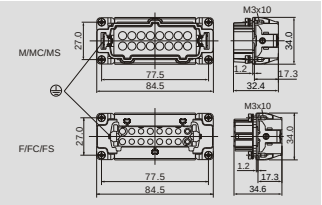 接插针排序 Contacts arrangement view for termination side  面孔安装开孔图 Panel cut out for use without Hoods/housings 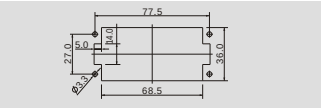
冷压连接 Crimp terminal 	DE-016-MC	DE-016-FC	0.14-4.0	26-12	
弹片连接 Cage-clamp 	DE-016-MS	DE-016-FS	0.14-2.5	26-14	

附件 Accessories

选择冷压连接时，需要另外配针，如下附件：
When cold pressing connection is selected, additional stitches are needed, as shown in the attachment below:

(16A) Crimp contacts
Material: Copper alloy
Contact resistance≤1mΩ
Matching:DA,DE,DEE,DM,DK inserts
Surface: Gold/silver plated
Terminal: Crimp connection

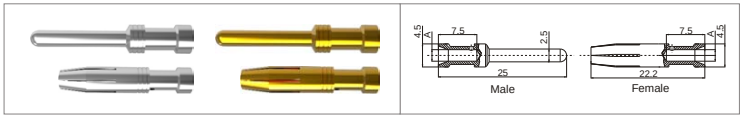

Contacts,silver-plated		Contacts,gold plated		(A)	Wire gauge		Recommended stripping length
Male Contacts	Female Contacts	Male Contacts	Female Contacts		(mm²)	(AWG)	
16A-SM-0.37	16A-SF-0.37	16A-GM-0.37	16A-GF-0.37	0.9	0.14-0.37	26-22	7.5mm
16A-SM-0.5	16A-SF-0.5	16A-GM-0.5	16A-GF-0.5	1.1	0.50	20	7.5mm
16A-SM-0.75	16A-SF-0.75	16A-GM-0.75	16A-GF-0.75	1.3	0.75	18	7.5mm
16A-SM-1.0	16A-SF-1.0	16A-GM-1.0	16A-GF-1.0	1.45	1.00	18	7.5mm
16A-SM-1.5	16A-SF-1.5	16A-GM-1.5	16A-GF-1.5	1.75	1.50	16	7.5mm
16A-SM-2.5	16A-SF-2.5	16A-GM-2.5	16A-GF-2.5	2.25	2.50	14	7.5mm
16A-SM-4.0	16A-SF-4.0	16A-GM-4.0	16A-GF-4.0	2.85	4.00	12	7.5mm

工具 Tools

冷压钳 Crimping tool
压接线径 Wire gauge : 0.5~4.0mm² (AWG 20-12)
型号 Type : TL1-4.0

退针器 Removal tool
适用类型 For: 16A冷压针 16A Crimp contacts
型号 Type : RT-10A

DEGSON®
DE Series

DE-024 常规型插芯 Standard Inserts 500V 16A 24+⏚

外壳尺寸：匹配 24B外壳，请参考P100-105页 Hoods/Housings: Matching 24B Hoods Housing, detail on P101-106

插芯 Inserts	公 Male	母 Female	线规 Wire gauge mm²	线规 Wire gauge AWG	图纸 Drawing
螺丝连接 Screw terminal 	DE-024-M	DE-024-F	0.75-2.5	18-14	接插体之间的最大距离21mm Distance for contact max.21mm 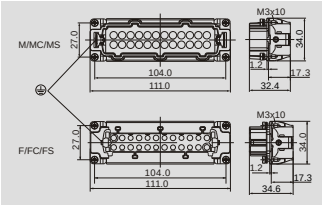 接插针排序 Contacts arrangement view for termination side  面孔安装开孔图 Panel cut out for use without Hoods/housings 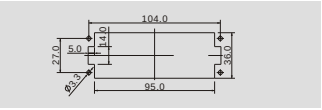
冷压连接 Crimp terminal 	DE-024-MC	DE-024-FC	0.14-4.0	26-12	
弹片连接 Cage-clamp 	DE-024-MS	DE-024-FS	0.14-2.5	26-14	

附件 Accessories

选择冷压连接时，需要另外配针，如下附件：
When cold pressing connection is selected, additional stitches are needed, as shown in the attachment below:

(16A) Crimp contacts
Material: Copper alloy
Contact resistance≤1mΩ
Matching:DA,DE,DEE,DM,DK inserts
Surface: Gold/silver plated
Terminal: Crimp connection

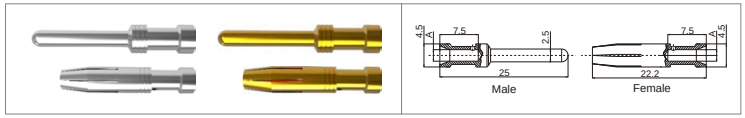

Contacts,silver-plated		Contacts,gold plated		(A)	Wire gauge		Recommended stripping length
Male Contacts	Female Contacts	Male Contacts	Female Contacts		(mm²)	(AWG)	
16A-SM-0.37	16A-SF-0.37	16A-GM-0.37	16A-GF-0.37	0.9	0.14-0.37	26-22	7.5mm
16A-SM-0.5	16A-SF-0.5	16A-GM-0.5	16A-GF-0.5	1.1	0.50	20	7.5mm
16A-SM-0.75	16A-SF-0.75	16A-GM-0.75	16A-GF-0.75	1.3	0.75	18	7.5mm
16A-SM-1.0	16A-SF-1.0	16A-GM-1.0	16A-GF-1.0	1.45	1.00	18	7.5mm
16A-SM-1.5	16A-SF-1.5	16A-GM-1.5	16A-GF-1.5	1.75	1.50	16	7.5mm
16A-SM-2.5	16A-SF-2.5	16A-GM-2.5	16A-GF-2.5	2.25	2.50	14	7.5mm
16A-SM-4.0	16A-SF-4.0	16A-GM-4.0	16A-GF-4.0	2.85	4.00	12	7.5mm

工具 Tools

冷压钳 Crimping tool
压接线径 Wire gauge : 0.5~4.0mm² (AWG 20-12)
型号 Type : TL1-4.0

退针器 Removal tool
适用类型 For: 16A冷压针 16A Crimp contacts
型号 Type : RT-10A

DE-032 常规型插芯 Standard Inserts 500V 16A 32+⏚

外壳尺寸：匹配 32B外壳，请参考P106-107页 Hoods/Housings: Matching 32B Hoods Housing, detail on P107-108

插芯 Inserts	公 Male	母 Female	线规 Wire gauge mm²	线规 Wire gauge AWG	图纸 Drawing
螺丝连接 Screw terminal 	DE-032-M	DE-032-F	1.0-2.5	18-14	接插体之间的最大距离21mm Distance for contact max.21mm 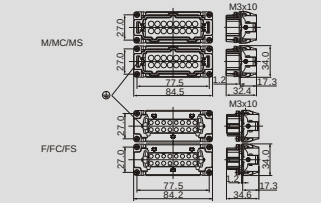 接插针排序 Contacts arrangement view for termination side  面孔安装开孔图 Panel cut out for use without Hoods/housings 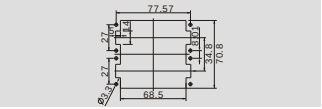
冷压连接 Crimp terminal 	DE-032-MC	DE-032-FC	0.14-4.0	26-12	
弹片连接 Cage-clamp 	DE-032-MS	DE-032-FS	0.14-2.5	26-14	

附件 Accessories

选择冷压连接时，需要另外配针，如下附件：
When cold pressing connection is selected, additional stitches are needed, as shown in the attachment below:

(16A) Crimp contacts
Material: Copper alloy
Contact resistance≤1mΩ
Matching:DA,DE,DEE,DM,DK inserts
Surface: Gold/silver plated
Terminal: Crimp connection

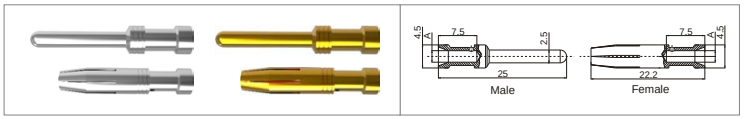

Contacts,silver-plated		Contacts,gold plated		(A)	Wire gauge		Recommended stripping length
Male Contacts	Female Contacts	Male Contacts	Female Contacts		(mm²)	(AWG)	
16A-SM-0.37	16A-SF-0.37	16A-GM-0.37	16A-GF-0.37	0.9	0.14-0.37	26-22	7.5mm
16A-SM-0.5	16A-SF-0.5	16A-GM-0.5	16A-GF-0.5	1.1	0.50	20	7.5mm
16A-SM-0.75	16A-SF-0.75	16A-GM-0.75	16A-GF-0.75	1.3	0.75	18	7.5mm
16A-SM-1.0	16A-SF-1.0	16A-GM-1.0	16A-GF-1.0	1.45	1.00	18	7.5mm
16A-SM-1.5	16A-SF-1.5	16A-GM-1.5	16A-GF-1.5	1.75	1.50	16	7.5mm
16A-SM-2.5	16A-SF-2.5	16A-GM-2.5	16A-GF-2.5	2.25	2.50	14	7.5mm
16A-SM-4.0	16A-SF-4.0	16A-GM-4.0	16A-GF-4.0	2.85	4.00	12	7.5mm

工具 Tools

冷压钳 Crimping tool
压接线径 Wire gauge : 0.5~4.0mm² (AWG 20-12)
型号 Type : TL1-4.0

退针器 Removal tool
适用类型 For: 16A冷压针 16A Crimp contacts
型号 Type : RT-10A

DEGSON®
DE Series

DE-048 常规型插芯 Standard Inserts 500V 16A 48+⏚

外壳尺寸：匹配 48B外壳，请参考P108页 Hoods/Housings: Matching 48B Hoods Housing, detail on P109

插芯 Inserts	公 Male	母 Female	线规 Wire gauge mm²	线规 Wire gauge AWG	图纸 Drawing
螺丝连接 Screw terminal 	DE-048-M	DE-048-F	0.75-2.5	18-14	接插体之间的最大距离21mm Distance for contact max.21mm 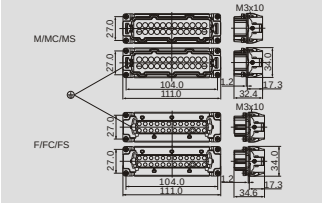 接插针排序 Contacts arrangement view for termination side  面孔安装开孔图 Panel cut out for use without Hoods/housings 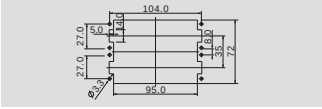
冷压连接 Crimp terminal 	DE-048-MC	DE-048-FC	0.14-4.0	26-12	
弹片连接 Cage-clamp 	DE-048-MS	DE-048-FS	0.14-2.5	26-14	

附件 Accessories

选择冷压连接时，需要另外配针，如下附件：
When cold pressing connection is selected, additional stitches are needed, as shown in the attachment below:

(16A) Crimp contacts
Material: Copper alloy
Contact resistance≤1mΩ
Matching:DA,DE,DEE,DM,DK inserts
Surface: Gold/silver plated
Terminal: Crimp connection

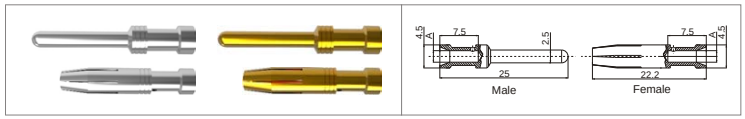

Contacts,silver-plated		Contacts,gold plated		(A)	Wire gauge		Recommended stripping length
Male Contacts	Female Contacts	Male Contacts	Female Contacts		(mm²)	(AWG)	
16A-SM-0.37	16A-SF-0.37	16A-GM-0.37	16A-GF-0.37	0.9	0.14-0.37	26-22	7.5mm
16A-SM-0.5	16A-SF-0.5	16A-GM-0.5	16A-GF-0.5	1.1	0.50	20	7.5mm
16A-SM-0.75	16A-SF-0.75	16A-GM-0.75	16A-GF-0.75	1.3	0.75	18	7.5mm
16A-SM-1.0	16A-SF-1.0	16A-GM-1.0	16A-GF-1.0	1.45	1.00	18	7.5mm
16A-SM-1.5	16A-SF-1.5	16A-GM-1.5	16A-GF-1.5	1.75	1.50	16	7.5mm
16A-SM-2.5	16A-SF-2.5	16A-GM-2.5	16A-GF-2.5	2.25	2.50	14	7.5mm
16A-SM-4.0	16A-SF-4.0	16A-GM-4.0	16A-GF-4.0	2.85	4.00	12	7.5mm

工具 Tools

冷压钳 Crimping tool
压接线径 Wire gauge : 0.5~4.0mm² (AWG 20-12)
型号 Type : TL1-4.0

退针器 Removal tool
适用类型 For: 16A冷压针 16A Crimp contacts
型号 Type : RT-10A

DEE ▪ Series

技术参数 Technical characteristics

规范 Specifications	DIN EN 60 664 DIN EN 61 984
插芯 Inserts	
依据EN 61 984的额定电压 Electrical data acc.to EN 61 984	
接插件针数 Number of contacts	10,18,32,46,64(2X32),92(2X46)+PE
• 额定电流 Rated current	16A
• 额定电压 Rated voltage	500V
• 额定脉冲电压 Rated impulse voltage	6KV
• 污染程度 Pollution degree	3
• 污染等级2时的参数 Pollution degree 2 also	16A 830V 8KV 2
依据UL/CSA额定电压 Rated voltage acc.to UL CSA	600V
绝缘电阻 Insulation resistance	≥ 10^{10} Ω
材料 Material	聚碳酸酯 Polycarbonate
工作温度范围 Limiting temperatures	-40 ℃ ~+125 ℃
依据UL94阻燃等级 Flammability acc.to UL94	V0
可拔插次数 Mechanical working life-mating cycles	≥ 500
插针 Contacts	
材料 Material	铜合金 Copper alloy
表面处理 Surface	镀金 Hard-gold plated 镀银 Hard-silver plated
接触电阻 Contact resistance	≤ 1m Ω
冷压连接 Crimp terminal	
• 导线规格 Wire gauge	0.14-4mm²
• AWG	26-12
• 剥线长度 Stripping length	7.5mm

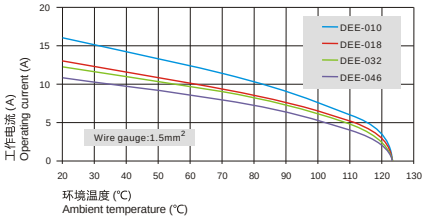

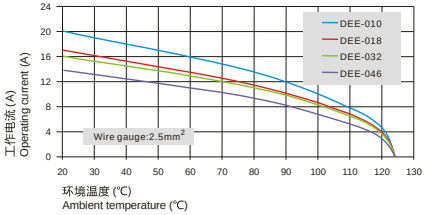

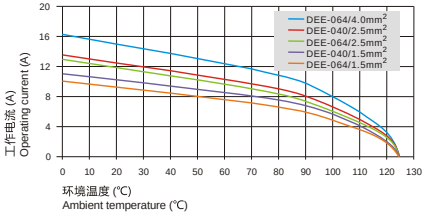

电流负载能力 Current carrying capacity

电流负载能力所受的限制主要来自包含接插针的接插体可承受的最大温度。
The current carrying is limited by maximum temperature of materials for Inserts and contacts including terminals.

测试和控制过程依据DIN EN 60512-5。
Measuring and testing techniques according to DIN EN 60512-5.

DEE-010 高密度插芯 High-density Inserts 500V 16A 10+⏚

外壳尺寸：匹配6B外壳，请参考P86-87页 Hoods/Housings: Matching 6B Hoods Housing, detail on P87-88

插芯 Inserts	公 Male	母 Female	线规 Wire gauge mm²	线规 Wire gauge AWG	图纸 Drawing
冷压连接 Crimp terminal 	DEE-010-MC	DEE-010-FC	0.14-4.0	26-12	接插体之间的最大距离21mm Distance for contact max.21mm 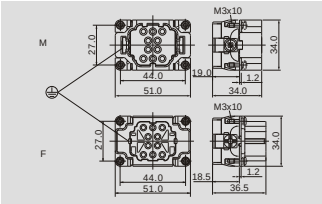 接插针排序 Contacts arrangement view for termination side 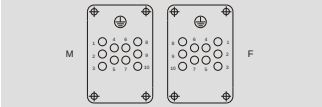 面孔安装开孔图 Panel cut out for use without Hoods/housings 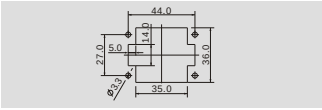

附件 Accessories

选择冷压连接时，需要另外配针，如下附件：
When cold pressing connection is selected, additional stitches are needed, as shown in the attachment below:

(16A) Crimp contacts
Material: Copper alloy
Contact resistance≤1mΩ
Matching:DA,DE,DEE,DM,DK inserts
Surface: Gold/silver plated
Terminal: Crimp connection

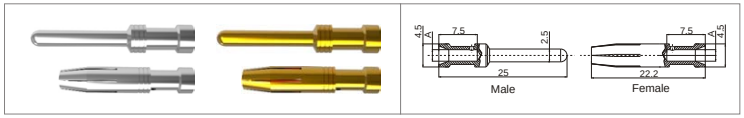

Contacts,silver-plated		Contacts,gold plated		(A)	Wire gauge		Recommended stripping length
Male Contacts	Female Contacts	Male Contacts	Female Contacts		(mm²)	(AWG)	
16A-SM-0.37	16A-SF-0.37	16A-GM-0.37	16A-GF-0.37	0.9	0.14-0.37	26-22	7.5mm
16A-SM-0.5	16A-SF-0.5	16A-GM-0.5	16A-GF-0.5	1.1	0.50	20	7.5mm
16A-SM-0.75	16A-SF-0.75	16A-GM-0.75	16A-GF-0.75	1.3	0.75	18	7.5mm
16A-SM-1.0	16A-SF-1.0	16A-GM-1.0	16A-GF-1.0	1.45	1.00	18	7.5mm
16A-SM-1.5	16A-SF-1.5	16A-GM-1.5	16A-GF-1.5	1.75	1.50	16	7.5mm
16A-SM-2.5	16A-SF-2.5	16A-GM-2.5	16A-GF-2.5	2.25	2.50	14	7.5mm
16A-SM-4.0	16A-SF-4.0	16A-GM-4.0	16A-GF-4.0	2.85	4.00	12	7.5mm

工具 Tools

冷压钳 Crimping tool
压接线径 Wire gauge : 0.5~4.0mm² (AWG 20-12)
型号 Type : TL1-4.0

退针器 Removal tool
适用类型 For: 16A冷压针 16A Crimp contacts
型号 Type : RT-10A

DEE-018 高密度插芯 High-density Inserts 500V 16A 18+⏚

外壳尺寸：匹配10B外壳，请参考P88-93页 Hoods/Housings: Matching 10B Hoods Housing, detail on P89-94

插芯 Inserts	公 Male	母 Female	线规 Wire gauge		图纸 Drawing
			mm²	AWG	
冷压连接 Crimp terminal 	DEE-018-MC	DEE-018-FC	0.14-4.0	26-12	接插体之间的最大距离21mm Distance for contact max.21mm 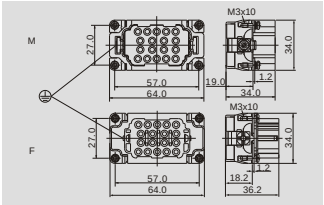 接插针排序 Contacts arrangement view for termination side 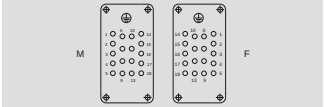 面孔安装开孔图 Panel cut out for use without Hoods/housings 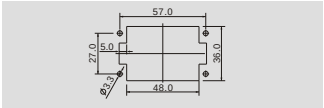

附件 Accessories

选择冷压连接时，需要另外配针，如下附件：
When cold pressing connection is selected, additional stitches are needed, as shown in the attachment below:

(16A) Crimp contacts
Material: Copper alloy
Contact resistance≤1mΩ
Matching:DA,DE,DEE,DM,DK inserts
Surface: Gold/silver plated
Terminal: Crimp connection

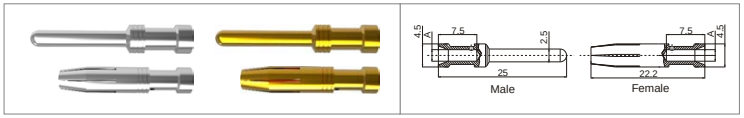

Contacts,silver-plated		Contacts,gold plated		(A)	Wire gauge		Recommended stripping length
Male Contacts	Female Contacts	Male Contacts	Female Contacts		(mm²)	(AWG)	
16A-SM-0.37	16A-SF-0.37	16A-GM-0.37	16A-GF-0.37	0.9	0.14-0.37	26-22	7.5mm
16A-SM-0.5	16A-SF-0.5	16A-GM-0.5	16A-GF-0.5	1.1	0.50	20	7.5mm
16A-SM-0.75	16A-SF-0.75	16A-GM-0.75	16A-GF-0.75	1.3	0.75	18	7.5mm
16A-SM-1.0	16A-SF-1.0	16A-GM-1.0	16A-GF-1.0	1.45	1.00	18	7.5mm
16A-SM-1.5	16A-SF-1.5	16A-GM-1.5	16A-GF-1.5	1.75	1.50	16	7.5mm
16A-SM-2.5	16A-SF-2.5	16A-GM-2.5	16A-GF-2.5	2.25	2.50	14	7.5mm
16A-SM-4.0	16A-SF-4.0	16A-GM-4.0	16A-GF-4.0	2.85	4.00	12	7.5mm

工具 Tools

冷压钳 Crimping tool
压接线径 Wire gauge : 0.5~4.0mm² (AWG 20-12)
型号 Type : TL1-4.0

退针器 Removal tool
适用类型 For: 16A冷压针 16A Crimp contacts
型号 Type : RT-10A

DEGSON®
DEE Series

DEE-032 高密度插芯 High-density Inserts 500V 16A 32+⏚

外壳尺寸：匹配16B外壳，请参考P94-99页 Hoods/Housings: Matching 16B Hoods Housing, detail on P95-100

插芯 Inserts	公 Male	母 Female	线规 Wire gauge		图纸 Drawing
			mm²	AWG	
冷压连接 Crimp terminal 	DEE-032-MC	DEE-032-FC	0.14-4.0	26-12	接插体之间的最大距离21mm Distance for contact max.21mm 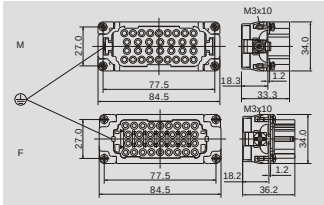 接插针排序 Contacts arrangement view for termination side  面孔安装开孔图 Panel cut out for use without Hoods/housings 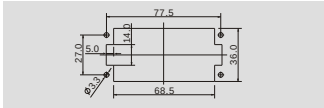

附件 Accessories

选择冷压连接时，需要另外配针，如下附件：
When cold pressing connection is selected, additional stitches are needed, as shown in the attachment below:

(16A) Crimp contacts
Material: Copper alloy
Contact resistance≤1mΩ
Matching:DA,DE,DEE,DM,DK inserts
Surface: Gold/silver plated
Terminal: Crimp connection

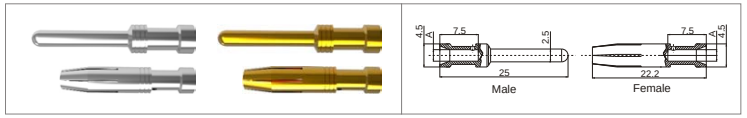

Contacts,silver-plated		Contacts,gold plated		(A)	Wire gauge		Recommended stripping length
Male Contacts	Female Contacts	Male Contacts	Female Contacts		(mm²)	(AWG)	
16A-SM-0.37	16A-SF-0.37	16A-GM-0.37	16A-GF-0.37	0.9	0.14-0.37	26-22	7.5mm
16A-SM-0.5	16A-SF-0.5	16A-GM-0.5	16A-GF-0.5	1.1	0.50	20	7.5mm
16A-SM-0.75	16A-SF-0.75	16A-GM-0.75	16A-GF-0.75	1.3	0.75	18	7.5mm
16A-SM-1.0	16A-SF-1.0	16A-GM-1.0	16A-GF-1.0	1.45	1.00	18	7.5mm
16A-SM-1.5	16A-SF-1.5	16A-GM-1.5	16A-GF-1.5	1.75	1.50	16	7.5mm
16A-SM-2.5	16A-SF-2.5	16A-GM-2.5	16A-GF-2.5	2.25	2.50	14	7.5mm
16A-SM-4.0	16A-SF-4.0	16A-GM-4.0	16A-GF-4.0	2.85	4.00	12	7.5mm

工具 Tools

冷压钳 Crimping tool
压接线径 Wire gauge : 0.5~4.0mm² (AWG 20-12)
型号 Type : TL1-4.0

退针器 Removal tool
适用类型 For: 16A冷压针 16A Crimp contacts
型号 Type : RT-10A

DEE-046 高密度插芯 High-density Inserts 500V 16A 46+⏚

外壳尺寸：匹配 24B外壳，请参考P100-105页 Hoods/Housings: Matching 24B Hoods Housing, detail on P101-106

插芯 Inserts	公 Male	母 Female	线规 Wire gauge		图纸 Drawing
			mm²	AWG	
冷压连接 Crimp terminal 	DEE-046-MC	DEE-046-FC	0.14-4.0	26-12	接插体之间的最大距离21mm Distance for contact max.21mm 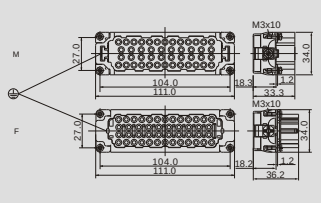 接插针排序 Contacts arrangement view for termination side  面孔安装开孔图 Panel cut out for use without Hoods/housings 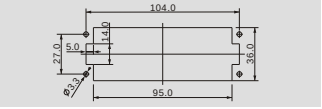

附件 Accessories

选择冷压连接时，需要另外配针，如下附件：
When cold pressing connection is selected, additional stitches are needed, as shown in the attachment below:

(16A) Crimp contacts
Material: Copper alloy
Contact resistance≤1mΩ
Matching:DA,DE,DEE,DM,DK inserts
Surface: Gold/silver plated
Terminal: Crimp connection

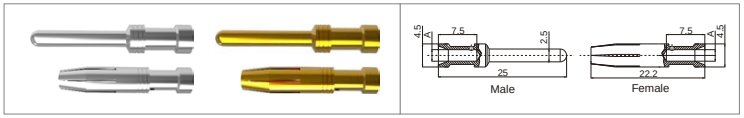

Contacts,silver-plated		Contacts,gold plated		(A)	Wire gauge		Recommended stripping length
Male Contacts	Female Contacts	Male Contacts	Female Contacts		(mm²)	(AWG)	
16A-SM-0.37	16A-SF-0.37	16A-GM-0.37	16A-GF-0.37	0.9	0.14-0.37	26-22	7.5mm
16A-SM-0.5	16A-SF-0.5	16A-GM-0.5	16A-GF-0.5	1.1	0.50	20	7.5mm
16A-SM-0.75	16A-SF-0.75	16A-GM-0.75	16A-GF-0.75	1.3	0.75	18	7.5mm
16A-SM-1.0	16A-SF-1.0	16A-GM-1.0	16A-GF-1.0	1.45	1.00	18	7.5mm
16A-SM-1.5	16A-SF-1.5	16A-GM-1.5	16A-GF-1.5	1.75	1.50	16	7.5mm
16A-SM-2.5	16A-SF-2.5	16A-GM-2.5	16A-GF-2.5	2.25	2.50	14	7.5mm
16A-SM-4.0	16A-SF-4.0	16A-GM-4.0	16A-GF-4.0	2.85	4.00	12	7.5mm

工具 Tools

冷压钳 Crimping tool
压接线径 Wire gauge : 0.5~4.0mm² (AWG 20-12)
型号 Type : TL1-4.0

退针器 Removal tool
适用类型 For: 16A冷压针 16A Crimp contacts
型号 Type : RT-10A

DEGSON®
DEE Series

DEE-064 高密度插芯 High-density Inserts 500V 16A 64+⏚

外壳尺寸：匹配 32B外壳，请参考P106-107页 Hoods/Housings: Matching 32B Hoods Housing, detail on P107-108

插芯 Inserts	公 Male	母 Female	线规 Wire gauge		图纸 Drawing
			mm²	AWG	
冷压连接 Crimp terminal 	DEE-064-MC	DEE-064-FC	0.14-4.0	26-12	接插体之间的最大距离21mm Distance for contact max.21mm 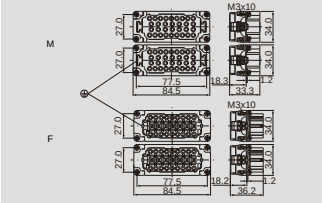 接插针排序 Contacts arrangement view for termination side  面孔安装开孔图 Panel cut out for use without Hoods/housings 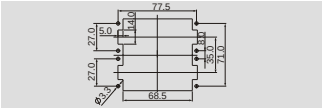

附件 Accessories

选择冷压连接时，需要另外配针，如下附件：
When cold pressing connection is selected, additional stitches are needed, as shown in the attachment below:

(16A) Crimp contacts
Material: Copper alloy
Contact resistance≤1mΩ
Matching:DA,DE,DEE,DM,DK inserts
Surface: Gold/silver plated
Terminal: Crimp connection

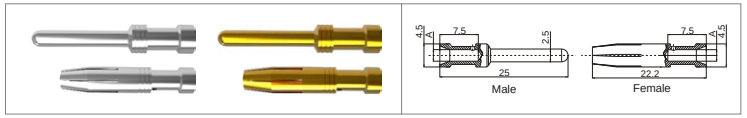

Contacts,silver-plated		Contacts,gold plated		(A)	Wire gauge		Recommended stripping length
Male Contacts	Female Contacts	Male Contacts	Female Contacts		(mm²)	(AWG)	
16A-SM-0.37	16A-SF-0.37	16A-GM-0.37	16A-GF-0.37	0.9	0.14-0.37	26-22	7.5mm
16A-SM-0.5	16A-SF-0.5	16A-GM-0.5	16A-GF-0.5	1.1	0.50	20	7.5mm
16A-SM-0.75	16A-SF-0.75	16A-GM-0.75	16A-GF-0.75	1.3	0.75	18	7.5mm
16A-SM-1.0	16A-SF-1.0	16A-GM-1.0	16A-GF-1.0	1.45	1.00	18	7.5mm
16A-SM-1.5	16A-SF-1.5	16A-GM-1.5	16A-GF-1.5	1.75	1.50	16	7.5mm
16A-SM-2.5	16A-SF-2.5	16A-GM-2.5	16A-GF-2.5	2.25	2.50	14	7.5mm
16A-SM-4.0	16A-SF-4.0	16A-GM-4.0	16A-GF-4.0	2.85	4.00	12	7.5mm

工具 Tools

冷压钳 Crimping tool
压接线径 Wire gauge : 0.5~4.0mm² (AWG 20-12)
型号 Type : TL1-4.0

退针器 Removal tool
适用类型 For: 16A冷压针 16A Crimp contacts
型号 Type : RT-10A

DEE-092 高密度插芯 High-density Inserts 500V 16A 92+⏚

外壳尺寸：匹配 48B外壳，请参考P108页 Hoods/Housings: Matching 48B Hoods Housing, detail on P109

插芯 Inserts	公 Male	母 Female	线规 Wire gauge		图纸 Drawing
			mm²	AWG	
冷压连接 Crimp terminal 	DEE-092-MC	DEE-092-FC	0.14-4.0	26-12	接插体之间的最大距离21mm Distance for contact max.21mm 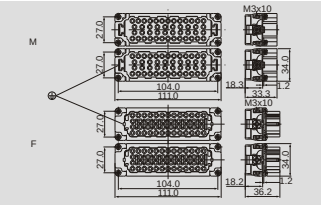 接插针排序 Contacts arrangement view for termination side  面孔安装开孔图 Panel cut out for use without Hoods/housings 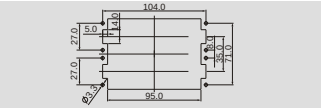

附件 Accessories

选择冷压连接时，需要另外配针，如下附件：
When cold pressing connection is selected, additional stitches are needed, as shown in the attachment below:

(16A) Crimp contacts
Material: Copper alloy
Contact resistance≤1mΩ
Matching:DA,DE,DEE,DM,DK inserts
Surface: Gold/silver plated
Terminal: Crimp connection

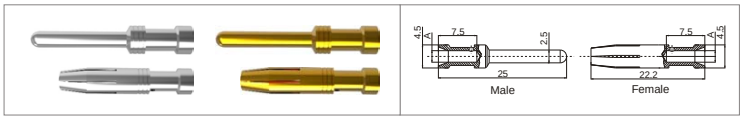

Contacts,silver-plated		Contacts,gold plated		(A)	Wire gauge		Recommended stripping length
Male Contacts	Female Contacts	Male Contacts	Female Contacts		(mm²)	(AWG)	
16A-SM-0.37	16A-SF-0.37	16A-GM-0.37	16A-GF-0.37	0.9	0.14-0.37	26-22	7.5mm
16A-SM-0.5	16A-SF-0.5	16A-GM-0.5	16A-GF-0.5	1.1	0.50	20	7.5mm
16A-SM-0.75	16A-SF-0.75	16A-GM-0.75	16A-GF-0.75	1.3	0.75	18	7.5mm
16A-SM-1.0	16A-SF-1.0	16A-GM-1.0	16A-GF-1.0	1.45	1.00	18	7.5mm
16A-SM-1.5	16A-SF-1.5	16A-GM-1.5	16A-GF-1.5	1.75	1.50	16	7.5mm
16A-SM-2.5	16A-SF-2.5	16A-GM-2.5	16A-GF-2.5	2.25	2.50	14	7.5mm
16A-SM-4.0	16A-SF-4.0	16A-GM-4.0	16A-GF-4.0	2.85	4.00	12	7.5mm

工具 Tools

冷压钳 Crimping tool
压接线径 Wire gauge : 0.5~4.0mm² (AWG 20-12)
型号 Type : TL1-4.0

退针器 Removal tool
适用类型 For: 16A冷压针 16A Crimp contacts
型号 Type : RT-10A

DQ ▪ Series

技术参数 Technical characteristics

规范 Specifications	DIN EN 60 664 DIN EN 61 984
插芯 Inserts	
依据EN 61 984的额定电压 Electrical data acc.to EN 61 984	
接插件针数 Number of contacts	5+PE
• 额定电流 Rated current	16A
• 相对地额定电压 Rated voltage conductor-ground	230V
• 相间额定电压 Rated voltage conductor-conductor	400V
• 额定脉冲电压 Rated impulse voltage	4KV
• 污染程度 Pollution degree	3
• 污染等级2时的参数 Pollution degree 2 also	16A 320/500V 4KV 2
依据UL/CSA额定电压 Rated voltage acc.to UL CSA	600V
绝缘电阻 Insulation resistance	≥ 10^{10} Ω
材料 Material	聚碳酸酯 Polycarbonate
工作温度范围 Limiting temperatures	-40 ℃ ~+125 ℃
依据UL94阻燃等级 Flammability acc.to UL94	V0
可拔插次数 Mechanical working life-mating cycles	≥ 500
插针 Contacts	
材料 Material	铜合金 Copper alloy
表面处理 Surface	镀金 Hard-gold plated 镀银 Hard-silver plated
接触电阻 Contact resistance	≤ 1m Ω
冷压连接 Crimp terminal	
• 导线规格 Wire gauge	0.14-2.5mm²
• AWG	26-14
PE螺钉连接 PE screw terminal	
• 导线规格 Wire gauge	0.5-2.5mm²
• AWG	20-14

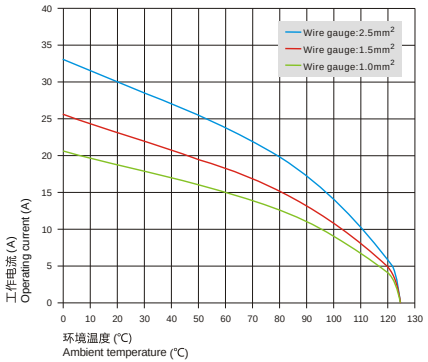

电流负载能力 Current carrying capacity

电流负载能力所受的限制主要来自包含接插针的接插体可承受的最大温度。
The current carrying is limited by maximum temperature of materials for Inserts and contacts including terminals.

测试和控制过程依据DIN EN 60512-5。
Measuring and testing techniques according to DIN EN 60512-5.

DQ-005 紧凑小体积型插芯 Compact Series 230V/400V 16A 5+⏚

外壳尺寸：匹配 3A外壳，请参考P81-82页 Hoods/Housings: Matching 3A Hoods Housing, detail on P81-82

插芯 Inserts	公 Male	母 Female	线规 Wire gauge		图纸 Drawing
			mm²	AWG	
冷压连接 Crimp terminal 	DQ-005-MC	DQ-005-FC	0.14-2.5	26-14	尺寸图及孔位图 Dimension and hole site 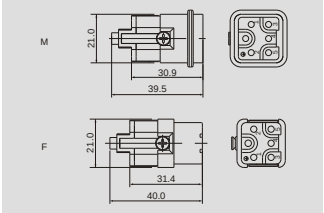

附件 Accessories

选择冷压连接时，需要另外配针，如下附件：
When cold pressing connection is selected, additional stitches are needed, as shown in the attachment below:

(16A) Crimp contacts
Material: Copper alloy
Contact resistance≤1mΩ
Matching:DA,DE,DEE,DM,DK inserts
Surface: Gold/silver plated
Terminal: Crimp connection

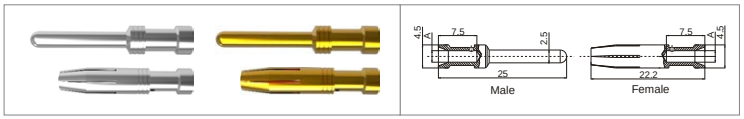

Contacts,silver-plated		Contacts,gold plated		(A)	Wire gauge		Recommended stripping length
Male Contacts	Female Contacts	Male Contacts	Female Contacts		(mm²)	(AWG)	
16A-SM-0.37	16A-SF-0.37	16A-GM-0.37	16A-GF-0.37	0.9	0.14-0.37	26-22	7.5mm
16A-SM-0.5	16A-SF-0.5	16A-GM-0.5	16A-GF-0.5	1.1	0.50	20	7.5mm
16A-SM-0.75	16A-SF-0.75	16A-GM-0.75	16A-GF-0.75	1.3	0.75	18	7.5mm
16A-SM-1.0	16A-SF-1.0	16A-GM-1.0	16A-GF-1.0	1.45	1.00	18	7.5mm
16A-SM-1.5	16A-SF-1.5	16A-GM-1.5	16A-GF-1.5	1.75	1.50	16	7.5mm
16A-SM-2.5	16A-SF-2.5	16A-GM-2.5	16A-GF-2.5	2.25	2.50	14	7.5mm
16A-SM-4.0	16A-SF-4.0	16A-GM-4.0	16A-GF-4.0	2.85	4.00	12	7.5mm

工具 Tools

冷压钳 Crimping tool
压接线径 Wire gauge : 0.5~4.0mm² (AWG 20-12)
型号 Type : TL1-4.0

退针器 Removal tool
适用类型 For: 16A冷压针 16A Crimp contacts
型号 Type : RT-10A

DQ ▪ Series

技术参数 Technical characteristics

规范 Specifications	DIN EN 60 664 DIN EN 61 984
插芯 Inserts	
依据EN 61 984的额定电压 Electrical data acc.to EN 61 984	
接插件针数 Number of contacts	7+PE
• 额定电流 Rated current	10A
• 额定电压 Rated voltage	400V
• 额定脉冲电压 Rated impulse voltage	6KV
• 污染程度 Pollution degree	3
• 污染等级2时的参数 Pollution degree 2 also	10A 400/690V 6KV 2
依据UL/CSA额定电压 Rated voltage acc.to UL CSA	600V
绝缘电阻 Insulation resistance	≥ 10^{10} Ω
材料 Material	聚碳酸酯 Polycarbonate
工作温度范围 Limiting temperatures	-40 ℃ ~+125 ℃
依据UL94阻燃等级 Flammability acc.to UL94	V0
可拔插次数 Mechanical working life-mating cycles	≥ 500
插针 Contacts	
材料 Material	铜合金 Copper alloy
表面处理 Surface	镀金 Hard-gold plated 镀银 Hard-silver plated
接触电阻 Contact resistance	≤ 3m Ω
冷压连接 Crimp terminal	
• 导线规格 Wire gauge	0.14-2.5mm²
• AWG	26-14
PE螺钉连接 PE screw terminal	
• 导线规格 Wire gauge	0.5-2.5mm²
• AWG	20-14

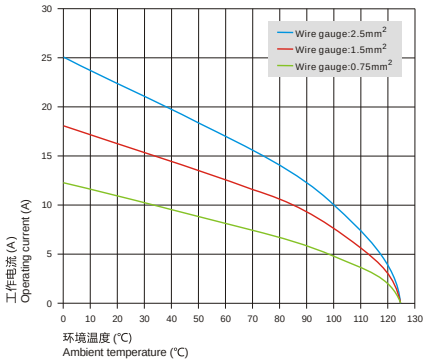

电流负载能力 Current carrying capacity

电流负载能力所受的限制主要来自包含接插针的接插体可承受的最大温度。
The current carrying is limited by maximum temperature of materials for Inserts and contacts including terminals.

测试和控制过程依据DIN EN 60512-5。
Measuring and testing techniques according to DIN EN 60512-5.

DQ-007 紧凑小体积型插芯 Compact Series 400V 10A 7+⏚

外壳尺寸：匹配 3A外壳，请参考P81-82页 Hoods/Housings: Matching 3A Hoods Housing, detail on P81-82

插芯 Inserts	公 Male	母 Female	线规 Wire gauge		图纸 Drawing
			mm²	AWG	
冷压连接 Crimp terminal 	DQ-007-MC	DQ-007-FC	0.14-2.5	26-14	尺寸图及孔位图 Dimension and hole site 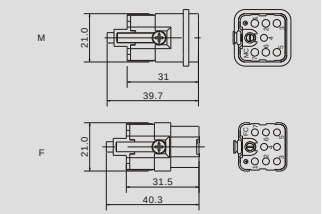

附件 Accessories

选择冷压连接时，需要另外配针，如下附件：
When cold pressing connection is selected, additional stitches are needed, as shown in the attachment below:

(10A) Crimp contacts
Material: Copper alloy
Contact resistance≤3mΩ
Matching:DD,DDD,DM,DK,DQ inserts
Surface: Gold/silver plated
Terminal: Crimp connection

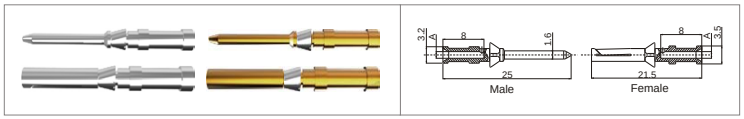

Contacts,silver-plated		Contacts,gold plated		(A)	Wire gauge		Recommended stripping length
Male Contacts	Female Contacts	Male Contacts	Female Contacts		(mm²)	(AWG)	
10A-SM-0.37	10A-SF-0.37	10A-GM-0.37	10A-GF-0.37	0.9	0.14-0.37	26-22	8mm
10A-SM-0.5	10A-SF-0.5	10A-GM-0.5	10A-GF-0.5	1.1	0.50	20	8mm
10A-SM-0.75	10A-SF-0.75	10A-GM-0.75	10A-GF-0.75	1.3	0.75	18	8mm
10A-SM-1.0	10A-SF-1.0	10A-GM-1.0	10A-GF-1.0	1.45	1.00	18	8mm
10A-SM-1.5	10A-SF-1.5	10A-GM-1.5	10A-GF-1.5	1.75	1.50	16	8mm
10A-SM-2.5	10A-SF-2.5	10A-GM-2.5	10A-GF-2.5	2.25	2.50	14	6mm

工具 Tools

冷压钳 Crimping tool
压接线径 Wire gauge : 0.5~4.0mm² (AWG 20-12)
型号 Type : TL1-4.0

退针器 Removal tool
适用类型 For: 10A冷压针 10A Crimp contacts
型号 Type : RT-10A

DQ ▪ Series

技术参数 Technical characteristics

规范 Specifications	DIN EN 60 664 DIN EN 61 984
插芯 Inserts	
依据EN 61 984的额定电压 Electrical data acc.to EN 61 984	
接插件针数 Number of contacts	12+PE
• 额定电流 Rated current	10A
• 额定电压 Rated voltage	400V
• 额定脉冲电压 Rated impulse voltage	6KV
• 污染程度 Pollution degree	3
• 污染等级2时的参数 Pollution degree 2 also	10A 400/690V 6KV 2
依据UL/CSA额定电压 Rated voltage acc.to UL CSA	600V
绝缘电阻 Insulation resistance	≥ 10^{10} Ω
材料 Material	聚碳酸酯 Polycarbonate
工作温度范围 Limiting temperatures	-40 ℃ ~+125 ℃
依据UL94阻燃等级 Flammability acc.to UL94	V0
可拔插次数 Mechanical working life-mating cycles	≥ 500
插针 Contacts	
材料 Material	铜合金 Copper alloy
表面处理 Surface	镀金 Hard-gold plated 镀银 Hard-silver plated
接触电阻 Contact resistance	≤ 3m Ω
冷压连接 Crimp terminal	
• 导线规格 Wire gauge	0.14-2.5mm²
• AWG	26-14
PE螺钉连接 PE screw terminal	
• 导线规格 Wire gauge	0.5-2.5mm²
• AWG	20-14

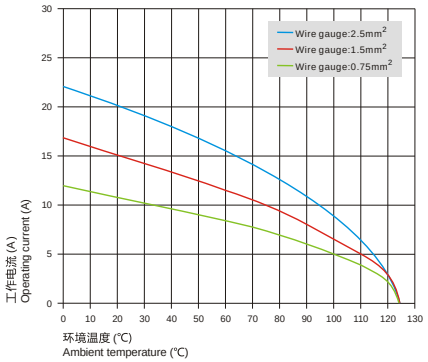

电流负载能力 Current carrying capacity

电流负载能力所受的限制主要来自包含接插针的接插体可承受的最大温度。
The current carrying is limited by maximum temperature of materials for Inserts and contacts including terminals.

测试和控制过程依据DIN EN 60512-5。
Measuring and testing techniques according to DIN EN 60512-5.

DQ-012 紧凑小体积型插芯 Compact Series 400V 10A 12+⏚

外壳尺寸：匹配 3A外壳，请参考P81-82页 Hoods/Housings: Matching 3A Hoods Housing, detail on P81-82

插芯 Inserts	公 Male	母 Female	线规 Wire gauge		图纸 Drawing
			mm²	AWG	
冷压连接 Crimp terminal 	DQ-012-MC	DQ-012-FC	0.14-2.5	26-14	尺寸图及孔位图 Dimension and hole site 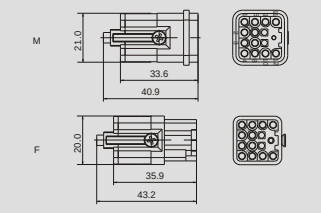

附件 Accessories

选择冷压连接时，需要另外配针，如下附件：
When cold pressing connection is selected, additional stitches are needed, as shown in the attachment below:

(10A) Crimp contacts
Material: Copper alloy
Contact resistance≤3mΩ
Matching:DD,DDD,DM,DK,DQ inserts
Surface: Gold/silver plated
Terminal: Crimp connection

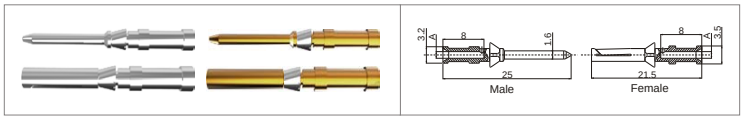

Contacts,silver-plated		Contacts,gold plated		(A)	Wire gauge		Recommended stripping length
Male Contacts	Female Contacts	Male Contacts	Female Contacts		(mm²)	(AWG)	
10A-SM-0.37	10A-SF-0.37	10A-GM-0.37	10A-GF-0.37	0.9	0.14-0.37	26-22	8mm
10A-SM-0.5	10A-SF-0.5	10A-GM-0.5	10A-GF-0.5	1.1	0.50	20	8mm
10A-SM-0.75	10A-SF-0.75	10A-GM-0.75	10A-GF-0.75	1.3	0.75	18	8mm
10A-SM-1.0	10A-SF-1.0	10A-GM-1.0	10A-GF-1.0	1.45	1.00	18	8mm
10A-SM-1.5	10A-SF-1.5	10A-GM-1.5	10A-GF-1.5	1.75	1.50	16	8mm
10A-SM-2.5	10A-SF-2.5	10A-GM-2.5	10A-GF-2.5	2.25	2.50	14	6mm

工具 Tools

冷压钳 Crimping tool
压接线径 Wire gauge : 0.5~4.0mm² (AWG 20-12)
型号 Type : TL1-4.0

退针器 Removal tool
适用类型 For: 10A冷压针 10A Crimp contacts
型号 Type : RT-10A

DSB ▪ Series



技术参数 Technical characteristics

规范 Specifications	DIN EN 60 664 DIN EN 61 984
插芯 Inserts	
依据EN 61 984的额定电压 Electrical data acc.to EN 61 984	
接插件针数 Number of contacts	6,12+PE
• 额定电流 Rated current	35A
• 相对地额定电压 Rated voltage conductor-ground	400V
• 相间额定电压 Rated voltage conductor-conductor	690V
• 额定脉冲电压 Rated impulse voltage	6KV
• 污染程度 Pollution degree	3
• 或 or	35A 500V 6KV 3
依据UL/CSA额定电压 Rated voltage acc.to UL CSA	600V
绝缘电阻 Insulation resistance	≥ 10^{10} Ω
材料 Material	聚碳酸酯 Polycarbonate
工作温度范围 Limiting temperatures	-40 ℃ –+125 ℃
依据UL94阻燃等级 Flammability acc.to UL94	V0
可拔插次数 Mechanical working life-mating cycles	≥ 500
插针 Contacts	
材料 Material	铜合金 Copper alloy
表面处理 Surface	镀银 Hard-silver plated
接触电阻 Contact resistance	≤ 1m Ω
螺钉连接 Screw terminal	
• 导线规格 Wire gauge	1.5-6mm²
• AWG	10
• 拧紧力矩 Tightening torque	1.2Nm

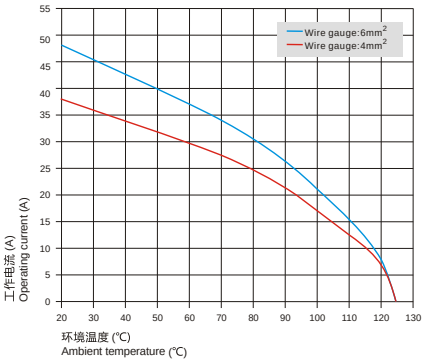

电流负载能力 Current carrying capacity

电流负载能力所受的限制主要来自包含接插针的接插体可承受的最大温度。
The current carrying is limited by maximum temperature of materials for Inserts and contacts including terminals.

测试和控制过程依据DIN EN 60512-5。
Measuring and testing techniques according to DIN EN 60512-5.

DSB-006 大电流型插芯 Heavy-current Inserts 400V/690V 35A 6+⏚

外壳尺寸：匹配 16B外壳，请参考P94-99页 Hoods/Housings: Matching 16B Hoods Housing, detail on P95-100

插芯 Inserts	公 Male	母 Female	线规 Wire gauge		图纸 Drawing
			mm²	AWG	
螺丝连接 Screw terminal 	DSB-006-M	DSB-006-F	1.5-6.0	16-10	接插体之间的最大距离21mm Distance for contact max.21mm 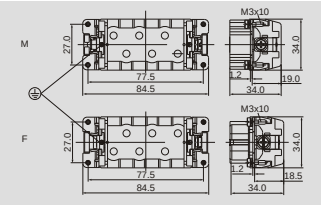 接插针排序 Contacts arrangement view for termination side  面孔安装开孔图 Panel cut out for use without Hoods/housings 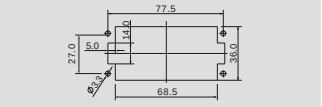

DSB-012 大电流型插芯 Heavy-current Inserts 400V/690V 35A 12+⏚

外壳尺寸：匹配 32B外壳，请参考P106-107页 Hoods/Housings: Matching 32B Hoods Housing, detail on P106-107

冷压连接 Crimp terminal 	DSB-012-M	DSB-012-F	1.5-6.0	16-10	接插体之间的最大距离21mm Distance for contact max.21mm 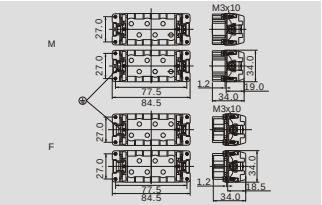 接插针排序 Contacts arrangement view for termination side  面孔安装开孔图 Panel cut out for use without Hoods/housings 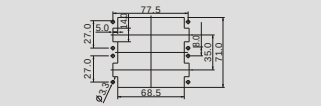

DK ▪ Series



技术参数 Technical characteristics

规范 Specifications	DIN EN 60 664 DIN EN 61 984
插芯 Inserts	
依据EN 61 984的额定电压 Electrical data acc.to EN 61 984	
接插件针数 Number of contacts	8/24+PE
电力区 Power area	
• 额定电流 Rated current	16A
• 额定电压 Rated voltage	400V
• 额定脉冲电压 Rated impulse voltage	6KV
• 污染程度 Pollution degree	3
• 污染等级2时的参数 Pollution degree 2 also	10A 250V 4KV 2
信号区 Signal area	
• 额定电流 Rated current	10A
• 额定电压 Rated voltage	250V
• 额定脉冲电压 Rated impulse voltage	4KV
• 污染程度 Pollution degree	3
依据UL/CSA额定电压 Rated voltage acc.to UL CSA	600/300V
绝缘电阻 Insulation resistance	≥ 10^{10} Ω
材料 Material	聚碳酸酯 Polycarbonate
工作温度范围 Limiting temperatures	-40 ℃ ~+125 ℃
依据UL94阻燃等级 Flammability acc.to UL94	V0
可拔插次数 Mechanical working life-mating cycles	≥ 500
插针 Contacts	
强电针 Power contacts	
材料 Material	铜合金 Copper alloy
表面处理 Surface	镀金 Hard-gold plated 镀银 Hard-silver plated
接触电阻 Contact resistance	≤ 1m Ω
冷压连接 Crimp terminal	
• 导线规格 Wire gauge	0.5-4mm²
• AWG	20-12
信号针 Signal contacts	
材料 Material	铜合金 Copper alloy
表面处理 Surface	镀金 Hard-gold plated 镀银 Hard-silver plated
接触电阻 Contact resistance	≤ 3m Ω
冷压连接 Crimp terminal	
• 导线规格 Wire gauge	0.14-2.5mm²
• AWG	26-14

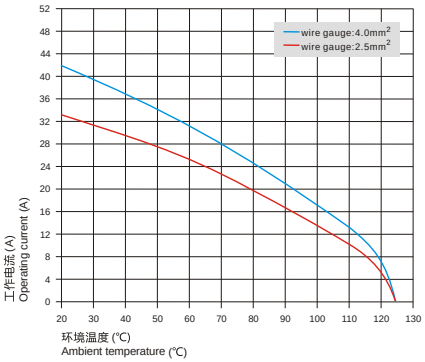

电流负载能力 Current carrying capacity

电流负载能力所受的限制主要来自包含接插针的接插体可承受的最大温度。
The current carrying is limited by maximum temperature of materials for Inserts and contacts including terminals.

测试和控制过程依据DIN EN 60512-5。
Measuring and testing techniques according to DIN EN 60512-5.

DK-8/24 组合型插芯 Combination Inserts 400V/250V 16A/10A 8/24+⏚

外壳尺寸：匹配10B外壳，请参考P88-93页 Hoods/Housings: Matching 6B Hoods Housing, detail on P87-88

插芯 Inserts	公 Male	母 Female	线规 Wire gauge mm²	线规 Wire gauge AWG	图纸 Drawing
冷压连接 Crimp terminal 	DK-8/24-MC	DK-8/24-FC	0.5-4.0mm² 0.14-2.5mm²	(20-12) 26-14	接插体之间的最大距离21mm Distance for contact max.21mm 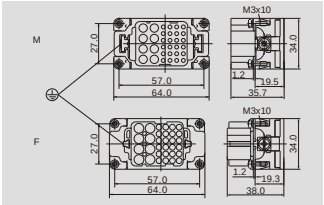 接插针排序 Contacts arrangement view for termination side  面孔安装开孔图 Panel cut out for use without Hoods/housings 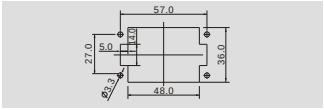

附件 Accessories

选择冷压连接时，需要另外配针，如下附件：
When cold pressing connection is selected, additional stitches are needed, as shown in the attachment below:

(10A/16A) Crimp contacts	
Material: Copper alloy	
(10A)	Contact resistance ≤ 3m Ω Matching:DD,DDD,DM,DK,DQ inserts
(16A)	Contact resistance ≤ 1m Ω Matching:DA,DE,DEE,DM,DK inserts
Surface: Gold/silver plated	
Terminal: Crimp connection	

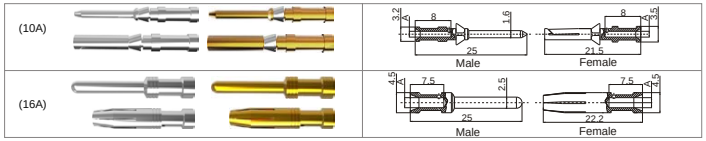

Contacts,silver-plated		Contacts,gold plated		(A)		Wire gauge				Recommended stripping length	
Male Contacts	Female Contacts	Male Contacts	Female Contacts	10A	16A	10A(mm²)	16A(mm²)	10A(AWG)	16A(AWG)	10A	16A
10A/16A-SM-0.37	10A/16A-SF-0.37	10A/16A-GM-0.37	10A/16A-GF-0.37	0.9	0.9	0.14-0.37	0.14-0.37	26-22	26-22	8mm	7.5mm
10A/16A-SM-0.5	10A/16A-SF-0.5	10A/16A-GM-0.5	10A/16A-GF-0.5	1.1	1.1	0.50	0.50	20	20	8mm	7.5mm
10A/16A-SM-0.75	10A/16A-SF-0.75	10A/16A-GM-0.75	10A/16A-GF-0.75	1.3	1.3	0.75	0.75	18	18	8mm	7.5mm
10A/16A-SM-1.0	10A/16A-SF-1.0	10A/16A-GM-1.0	10A/16A-GF-1.0	1.45	1.45	1.00	1.00	18	18	8mm	7.5mm
10A/16A-SM-1.5	10A/16A-SF-1.5	10A/16A-GM-1.5	10A/16A-GF-1.5	1.75	1.75	1.50	1.50	16	16	8mm	7.5mm
10A/16A-SM-2.5	10A/16A-SF-2.5	10A/16A-GM-2.5	10A/16A-GF-2.5	2.25	2.25	2.50	2.50	14	14	6mm	7.5mm
16A-SM-4.0	16A-SF-4.0	16A-GM-4.0	16A-GF-4.0	--	2.85	--	4.00	--	12	--	7.5mm

工具 Tools

冷压钳 Crimping tool
压接线径 Wire gauge : 0.5~4.0mm² (AWG 20-12)
型号 Type : TL1-4.0

退针器 Removal tool
适用类型 For: 10A冷压针 10A Crimp contacts
型号 Type : RT-10A

DEGSON®
DK Series

DK ▪ Series

技术参数 Technical characteristics

规范 Specifications	DIN EN 60 664 DIN EN 61 984
插芯 Inserts	
依据EN 61 984的额定电压 Electrical data acc.to EN 61 984	
接插件针数 Number of contacts	4/0+PE,4/2+PE
电力区 Power area	
• 额定电流 Rated current	80A
• 额定电压 Rated voltage	690V
• 额定脉冲电压 Rated impulse voltage	8KV
• 污染程度 Pollution degree	3
• 污染等级2时的参数 Pollution degree 2 also	80A 1000V 8KV 2
信号区 Signal area	
• 额定电流 Rated current	16A
• 额定电压 Rated voltage	400V
• 额定脉冲电压 Rated impulse voltage	6KV
• 污染程度 Pollution degree	3
• 污染等级2时的参数 Pollution degree 2 also	16A 400/690V 6KV 2
依据UL/CSA额定电压 Rated voltage acc.to UL CSA	600/300V
绝缘电阻 Insulation resistance	≥ 10^{10} Ω
材料 Material	聚碳酸酯 Polycarbonate
工作温度范围 Limiting temperatures	-40 ℃ ~+125 ℃
依据UL94阻燃等级 Flammability acc.to UL94	V0
可拔插次数 Mechanical working life-mating cycles	≥ 500
插针 Contacts	
电力区 Power area	
材料 Material	铜合金 Copper alloy
表面处理 Surface	镀银 Hard-silver plated
接触电阻 Contact resistance	≤ 0.3m Ω
螺钉连接 Screw terminal	
• 导线规格 Wire gauge	1.5-16mm²
• AWG	16-6
• 拧紧力矩 Tightening torque	
• mm²	1.5 2.5 4 6 10 16
• N.m	1.2 2 3 3 3 3
• 剥线长度 Stripping length	14mm
信号区 Signal area	
材料 Material	铜合金 Copper alloy
表面处理 Surface	镀银 Hard-silver plated
接触电阻 Contact resistance	≤ 1m Ω
螺钉连接 Screw terminal	
• 导线规格 Wire gauge	0.5-2.5mm²
• AWG	20-14
• 拧紧力矩 Tightening torque	0.5Nm
• 剥线长度 Stripping length	7.5mm

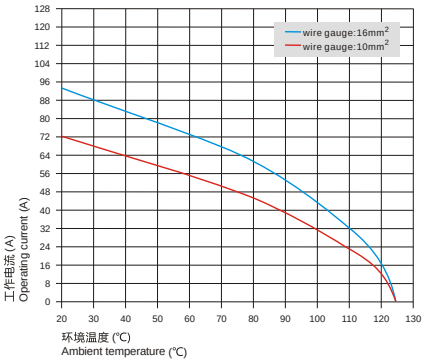

电流负载能力 Current carrying capacity

电流负载能力所受的限制主要来自包含接插针的接插体可承受的最大温度。
The current carrying is limited by maximum temperature of materials for Inserts and contacts including terminals.

测试和控制过程依据DIN EN 60512-5。
Measuring and testing techniques according to DIN EN 60512-5.

DK-4/0 组合型插芯 Combination Inserts 690V 80A 4/0+⏚

外壳尺寸：匹配 16B外壳，请参考P94-99页 Hoods/Housings: Matching 16B Hoods Housing, detail on P95-100

插芯 Inserts	公 Male	母 Female	线规 Wire gauge		图纸
			mm²	AWG	
螺丝连接 Screw terminal 	DK-4/0-M	DK-4/0-F	1.5-16mm²	16-6	接插体之间的最大距离21mm Distance for contact max.21mm 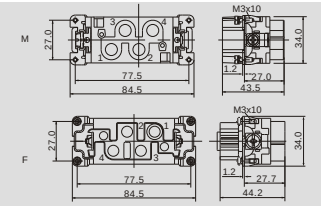 接插针排序 Contacts arrangement view for termination side  面孔安装开孔图 Panel cut out for use without Hoods/housings 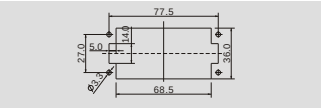

DK-4/2 组合型插芯 Combination Inserts 690V/400V 80A/16A 4/2+

外壳尺寸：匹配 16B外壳，请参考P94-99页 Hoods/Housings: Matching 16B Hoods Housing, detail on P94-99

螺丝连接 Screw terminal 	DK-4/2-M	DK-4/2-F	(1.5~16mm²) 1.0~25mm²	(16-6) 18-14	接插体之间的最大距离21mm Distance for contact max.21mm 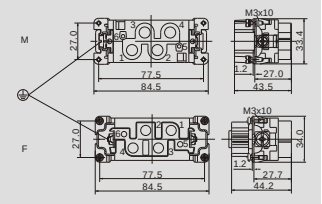 接插针排序 Contacts arrangement view for termination side  面孔安装开孔图 Panel cut out for use without Hoods/housings 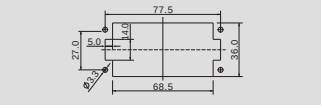

DK ▪ Series

技术参数 Technical characteristics

规范 Specifications	DIN EN 60 664 DIN EN 61 984
插芯 Inserts	
依据EN 61 984的额定电压 Electrical data acc.to EN 61 984	
接插件针数 Number of contacts	12/2+PE
电力区 Power area	
• 额定电流 Rated current	40A
• 额定电压 Rated voltage	690V
• 额定脉冲电压 Rated impulse voltage	8KV
• 污染程度 Pollution degree	3
信号区 Signal area	
• 额定电流 Rated current	10A
• 额定电压 Rated voltage	250V
• 额定脉冲电压 Rated impulse voltage	4KV
• 污染程度 Pollution degree	3
依据UL/CSA额定电压 Rated voltage acc.to UL CSA	600/300V
绝缘电阻 Insulation resistance	≥ 10^{10} Ω
材料 Material	聚碳酸酯 Polycarbonate
工作温度范围 Limiting temperatures	-40 ℃ –+125 ℃
依据UL94阻燃等级 Flammability acc.to UL94	V0
可拔插次数 Mechanical working life-mating cycles	≥ 500
插针 Contacts	
强电针 Power contacts	
材料 Material	铜合金 Copper alloy
表面处理 Surface	镀金 Hard-gold plated 镀银 Hard-silver plated
接触电阻 Contact resistance	≤ 0.3m Ω
冷压连接 Crimp terminal	
• 导线规格 Wire gauge	1.5-6mm²
• AWG	16-10
• 最大绝缘直径 Max.insulation diameter	
信号针 Signal contacts	
材料 Material	铜合金 Copper alloy
表面处理 Surface	镀金 Hard-gold plated 镀银 Hard-silver plated
接触电阻 Contact resistance	≤ 3m Ω
冷压连接 Crimp terminal	
• 导线规格 Wire gauge	0.14-2.5mm²
• AWG	26-14

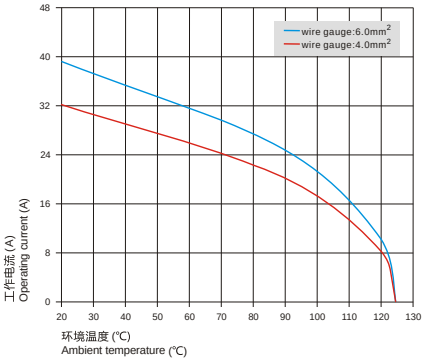

电流负载能力 Current carrying capacity

电流负载能力所受的限制主要来自包含接插针的接插体可承受的最大温度。
The current carrying is limited by maximum temperature of materials for Inserts and contacts including terminals.

测试和控制过程依据DIN EN 60512-5。
Measuring and testing techniques according to DIN EN 60512-5.

DK-12/2 组合型插芯 Combination Inserts 690V/250V 40A/10A 12/2+⏚

外壳尺寸：匹配 16B外壳，请参考P94-99页 Hoods/Housings: Matching 16B Hoods Housing, detail on P95-100

插芯 Inserts	公 Male	母 Female	线规 Wire gauge mm²	线规 Wire gauge AWG	图纸
冷压连接 Crimp terminal 	DK-12/2-MC	DK-12/2-FC	(1.5-6.0mm²) 0.14-2.5mm²	(16-10) 26-14	接插体之间的最大距离21mm Distance for contact max.21mm 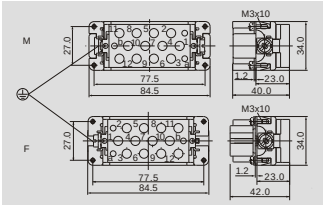 接插针排序 Contacts arrangement view for termination side  面孔安装开孔图 Panel cut out for use without Hoods/housings 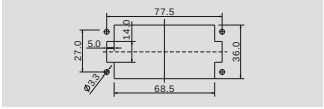

附件 Accessories

选择冷压连接时，需要另外配针，如下附件：
When cold pressing connection is selected, additional stitches are needed, as shown in the attachment below:

(10A/40A) Crimp contacts

Material: Copper alloy

(10A) Contact resistance ≤ 3m Ω
Matching:DD,DDD,DM,DK,DQ inserts

(40A) Contact resistance ≤ 3m Ω
Matching DM,DK inserts

Surface: Gold/silver plated

Terminal: Crimp connection

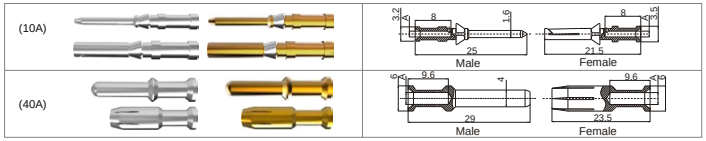

Contacts,silver-plated		Contacts,gold plated		(A)		Wire gauge				Recommended stripping length	
Male Contacts	Female Contacts	Male Contacts	Female Contacts	10A	40A	10A(mm²)	40A(mm²)	10A(AWG)	40A(AWG)	10A	40A
10A-SM-0.37	10A-SF-0.37	10A-GM-0.37	10A-GF-0.37	0.9	--	0.14-0.37	--	26-22	--	8mm	--
10A-SM-0.5	10A-SF-0.5	10A-GM-0.5	10A-GF-0.5	1.1	--	0.50	--	20	--	8mm	--
10A-SM-0.75	10A-SF-0.75	10A-GM-0.75	10A-GF-0.75	1.3	--	0.75	--	18	--	8mm	--
10A-SM-1.0	10A-SF-1.0	10A-GM-1.0	10A-GF-1.0	1.45	--	1.00	--	18	--	8mm	--
10A/40A-SM-1.5	10A/40A-SF-1.5	10A/40A-GM-1.5	10A/40A-GF-1.5	1.75	1.75	1.50	1.50	16	16	8mm	9.0mm
10A/40A-SM-2.5	10A/40A-SF-2.5	10A/40A-GM-2.5	10A/40A-GF-2.5	2.25	2.25	2.50	2.50	14	14	6mm	9.0mm
40A-SM-4.0	40A-SF-4.0	40A-GM-4.0	40A-GF-4.0	--	2.85	--	4.0	--	12	--	9.5mm
40A-SM-6.0	40A-SF-6.0	40A-GM-6.0	40A-GF-6.0	--	3.50	--	6.0	--	10	--	9.5mm

工具 Tools

冷压钳 Crimping tool

压接线径 Wire gauge : 0.5~4.0mm² (AWG 20-12)

型号 Type : TL1-4.0

退针器 Removal tool

适用类型 For: 10A冷压针 10A Crimp contacts

型号 Type : RT-10A

DEGSON®
DK Series

DK ▪ Series

技术参数 Technical characteristics

规范 Specifications	DIN EN 60 664 / DIN EN 61 984
插芯 Inserts	
依据EN 61 984的额定电压 Electrical data acc.to EN 61 984	
接插件针数 Number of contacts	8/0+PE
电力区 Power area	
• 额定电流 Rated current	100A
• 额定电压 Rated voltage	690V
• 额定脉冲电压 Rated impulse voltage	8KV
• 污染程度 Pollution degree	3
• 污染等级2时的参数 Pollution degree 2 also	100A 1000V 8KV 2
依据UL/CSA额定电压 Rated voltage acc.to UL CSA	600V
依据UL/CSA额定电流 Rated Current acc.to UL CSA	82A
绝缘电阻 Insulation resistance	≥ 10^{10} Ω
材料 Material	聚碳酸酯 Polycarbonate
工作温度范围 Limiting temperatures	-40 ℃ ~+125 ℃
依据UL94阻燃等级 Flammability acc.to UL94	V0
可拔插次数 Mechanical working life-mating cycles	≥ 500
插针 Contacts	
材料 Material	铜合金 Copper alloy
表面处理 Surface	镀银 Hard-silver plated
接触电阻 Contact resistance	≤ 0.5m Ω
轴向螺钉连接 Axial screw terminal	
• 导线规格 Wire gauge	10-25mm²
• AWG	7-3
• 最大绝缘直径 Max.insulation diameter	11.4mm
• 拧紧力矩 Tightening torque	
• mm²	10 16 25
• N.m	6 6 7
• 剥线长度 Stripping length	13 ± 1mm

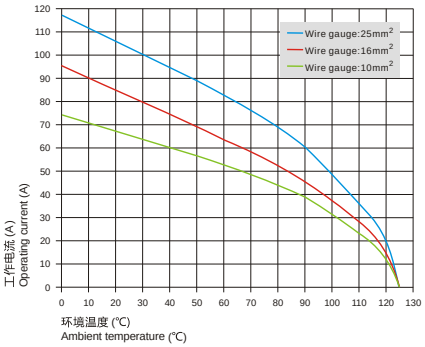

电流负载能力 Current carrying capacity

电流负载能力所受的限制主要来自包含接插针的接插体可承受的最大温度。
The current carrying is limited by maximum temperature of materials for Inserts and contacts including terminals.

测试和控制过程依据DIN EN 60512-5。
Measuring and testing techniques according to DIN EN 60512-5.

DK-8/0 组合型插芯 Combination Inserts 690V 100A 8/0+⏚

外壳尺寸：匹配24B外壳，请参考P100-105页 Hoods/Housings: Matching 24B Hoods Housing, detail on P101-106

插芯 Inserts	公 Male	母 Female	线规 Wire gauge		图纸
			mm²	AWG	
轴向螺钉连接 Axial screw terminal 	DK-8/0-M	DK-8/0-F	16-35mm²	6-2	接插体之间的最大距离21mm Distance for contact max.21mm 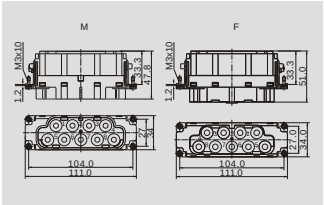 接插针排序 Contacts arrangement view for termination side  面孔安装开孔图 Panel cut out for use without Hoods/housings 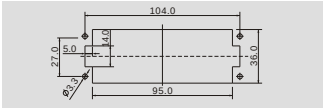

DEGSON®
DK Series

DK ▪ Series



技术参数 Technical characteristics

规范 Specifications	DIN EN 60 664 DIN EN 61 984
插芯 Inserts	
依据EN 61 984的额定电压 Electrical data acc.to EN 61 984	
接插件针数 Number of contacts	4/8+PE
电力区 Power area	
• 额定电流 Rated current	80A
• 额定电压 Rated voltage	400V
• 额定脉冲电压 Rated impulse voltage	6KV
• 污染程度 Pollution degree	3
• 污染等级2时的参数 Pollution degree 2 also	80A 400/690V 6KV 2
信号区 Signal area	
• 额定电流 Rated current	16A
• 额定电压 Rated voltage	400V
• 额定脉冲电压 Rated impulse voltage	6KV
• 污染程度 Pollution degree	3
依据UL/CSA额定电压 Rated voltage acc.to UL CSA	600/600V
绝缘电阻 Insulation resistance	≥ 10^{10} Ω
材料 Material	聚碳酸酯 Polycarbonate
工作温度范围 Limiting temperatures	-40 ℃ ~+125 ℃
依据UL94阻燃等级 Flammability acc.to UL94	V0
可拔插次数 Mechanical working life-mating cycles	≥ 500
插针 Contacts	
电力区 Power area	
材料 Material	铜合金 Copper alloy
表面处理 Surface	镀银 Hard-silver plated
接触电阻 Contact resistance	≤ 0.3m Ω
螺钉连接 Screw terminal	
• 导线规格 Wire gauge	1.5-16mm²
• AWG	16-6
• 拧紧力矩 Tightening torque	
• mm²	1.5 2.5 4 6 10 16
• N.m	1.2 2 3 3 3 3
• 剥线长度 Stripping length	14mm
信号区 Signal area	
材料 Material	铜合金 Copper alloy
表面处理 Surface	镀银 Hard-silver plated
接触电阻 Contact resistance	≤ 1m Ω
螺钉连接 Screw terminal	
• 导线规格 Wire gauge	1.0-2.5mm²
• AWG	18-14
• 拧紧力矩 Tightening torque	0.5Nm
• 剥线长度 Stripping length	7.5mm

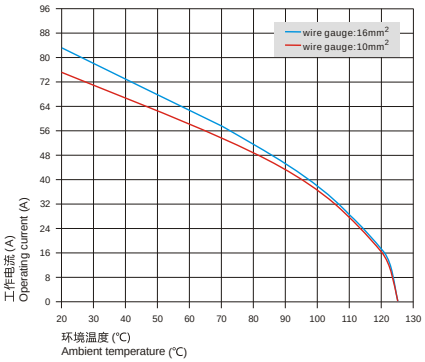

电流负载能力 Current carrying capacity

电流负载能力所受的限制主要来自包含接插针的接插体可承受的最大温度。
The current carrying is limited by maximum temperature of materials for Inserts and contacts including terminals.

测试和控制过程依据DIN EN 60512-5。
Measuring and testing techniques according to DIN EN 60512-5.

DK-4/8 组合型插芯 Combination Inserts 400V/400V 80A/16A 4/8+⏚

外壳尺寸：匹配 24B外壳，请参考P100-105页 Hoods/Housings: Matching 24B Hoods Housing, detail on P101-106

插芯 Inserts	公 Male	母 Female	线规 Wire gauge		图纸
			mm²	AWG	
冷压连接 Crimp terminal 	DK-4/8-M	DK-4/8-F	(1.5-16mm²) 0.75-2.5mm²	(16-6) 18-14	接插体之间的最大距离21mm Distance for contact max.21mm 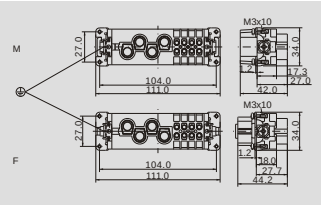 接插针排序 Contacts arrangement view for termination side  面孔安装开孔图 Panel cut out for use without Hoods/housings 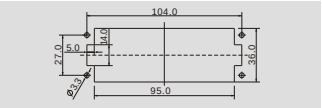

DF 模块框架 Hinged Frames

装配示意图 Assembly instruction



装配前松开滑动边框
Loosen sliding border before assembly

装配好模块后，闭合滑动边框，锁上螺丝
After finished assembly, close sliding border, lock screw

拆卸示意图 Disassembly instruction



拆卸过程反之
Disassembly process is onthe contrary

框架类型 Frame Version

6B活动框架 适用于所有6B外壳 6B frame, size 6B hoods/housings

型号 Type	标示 Marking	描述 Description
DF6B-UA	A-B	For 2 modules
DF6B-LA	a-b	For 2 modules

规格尺寸 Dimension

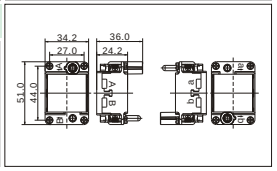

10B活动框架 适用于所有10B外壳 10B frame, size 10B hoods/housings

型号 Type	标示 Marking	描述 Description
DF10B-UA	A-C	For 3 modules
DF10B-LA	a-c	For 3 modules

规格尺寸 Dimension

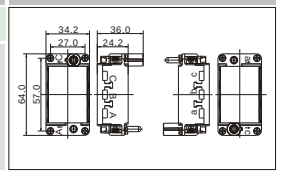

16B活动框架 适用于所有16B外壳 16B frame, size 16B hoods/housings

型号 Type	标示 Marking	描述 Description
DF16B-UA	A-D	For 4 modules
DF16B-LA	a-d	For 4 modules

规格尺寸 Dimension

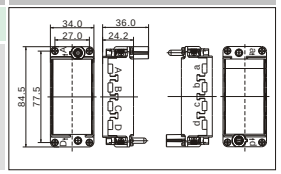

24B活动框架 适用于所有24B外壳 24B frame, size 24B hoods/housings



型号 Type	标示 Marking	描述 Description
DF24B-UA	A-F	For 6 modules
DF24B-LA	a-f	For 6 modules

规格尺寸 Dimension

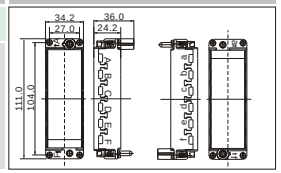

D2MK-001 轴向压接型模块 Axial Module 1000V 200A

D2MK-001-M(25-40mm²)
D2MK-001-M(40-70mm²)

D2MK-001-F(25-40mm²)
D2MK-001-F(40-70mm²)

技术参数 Technical characteristics

规范 Specifications	DIN EN 60 664 DIN EN 61 984
插芯 Inserts	
依据EN 61 984的额定电压 Electrical data acc.to EN 61 984	
接插件针数 Number of contacts	1
• 额定电流 Rated current	200A
• 额定电压 Rated voltage	1000V
• 额定脉冲电压 Rated impulse voltage	8KV
• 污染程度 Pollution degree	3
依据UL额定电压 Rated voltage acc.to UL	600V
绝缘电阻 Insulation resistance	≥ 10^{10} Ω
材料 Material	聚碳酸酯 Polycarbonate
工作温度范围 Limiting temperatures	-40 ℃ ~+125 ℃
依据UL94阻燃等级 Flammability acc.to UL94	V0
可拔插次数 Mechanical working life-mating cycles	≥ 500
插针 Contacts	
材料 Material	铜合金 Copper alloy
表面处理 Surface	镀银 Hard-silver plated
接触电阻 Contact resistance	≤ 0.2m Ω
电缆绞线依据IEC 60 228-5 To IEC 60 228 Class 5	
轴向螺栓连接 Axial screw terminal	
• mm²	25-70mm²
• AWG	2-0
• 内六角扳手 Hexagonal Driver	SW5
• 剥线长度 Stripping length	16mm
• 拧紧力矩 Tightening torque	
• mm²	25 35 50 70
• Nm	8 8 9 10

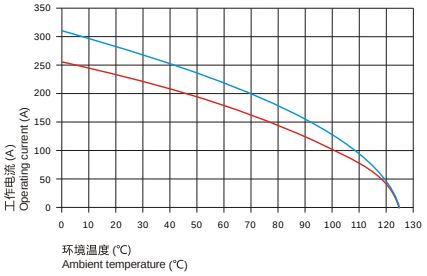

电流负载能力 Current carrying capacity

电流负载能力所受的限制主要来自包含接插针的接插体可承受的最大温度。
The current carrying is limited by maximum temperature of materials for Inserts and contacts including terminals.

测试和控制过程依据DIN EN 60512-5。
Measuring and testing techniques according to DIN EN 60512-5.

D2MK-002 轴向压接型模块 Axial Module 1000V 100A

D2MK-002-M(10-25mm²)
D2MK-002-M(16-35mm²)

D2MK-002-F(10-25mm²)
D2MK-002-F(16-35mm²)

技术参数 Technical characteristics

规范 Specifications	DIN EN 60 664 DIN EN 61 984
插芯 Inserts	
依据EN 61 984的额定电压 Electrical data acc.to EN 61 984	
接插件针数 Number of contacts	2
• 额定电流 Rated current	100A
• 额定电压 Rated voltage	1000V
• 额定脉冲电压 Rated impulse voltage	8KV
• 污染程度 Pollution degree	3
依据UL额定电压 Rated voltage acc.to UL	600V
绝缘电阻 Insulation resistance	≥ 10^{10} Ω
材料 Material	聚碳酸酯 Polycarbonate
工作温度范围 Limiting temperatures	-40 ℃ ~+125 ℃
依据UL94阻燃等级 Flammability acc.to UL94	V0
可拔插次数 Mechanical working life-mating cycles	≥ 500
插针 Contacts	
材料 Material	铜合金 Copper alloy
表面处理 Surface	镀银 Hard-silver plated
接触电阻 Contact resistance	≤ 0.3m Ω
电缆绞线依据IEC 60 228-5 To IEC 60 228 Class 5	
轴向螺栓连接 Axial screw terminal	
• mm²	10-35mm²
• AWG	6-2
• 内六角扳手 Hexagonal Driver	SW4
• 剥线长度 Stripping length	13mm
• 拧紧力矩 Tightening torque	
• mm²	10 16 25 35
• Nm	6 6 7 8

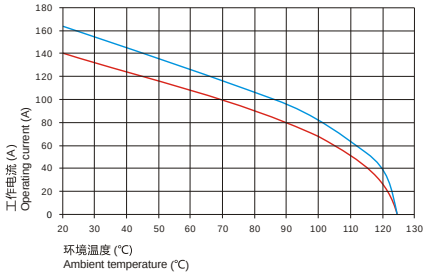

电流负载能力 Current carrying capacity

电流负载能力所受的限制主要来自包含接插针的接插体可承受的最大温度。
The current carrying is limited by maximum temperature of materials for Inserts and contacts including terminals.

测试和控制过程依据DIN EN 60512-5。
Measuring and testing techniques according to DIN EN 60512-5.

D2MK-002 冷压型模块 Crimp Module 1000V 100A

D2MK-002-MC

D2MK-002-FC

技术参数 Technical characteristics

规范 Specifications	DIN EN 60 664 DIN EN 61 984
插芯 Inserts	
依据EN 61 984的额定电压 Electrical data acc.to EN 61 984	
接插件针数 Number of contacts	2
• 额定电流 Rated current	100A
• 额定电压 Rated voltage	1000V
• 额定脉冲电压 Rated impulse voltage	8KV
• 污染程度 Pollution degree	3
绝缘电阻 Insulation resistance	≥ 10^{10} Ω
材料 Material	聚碳酸酯 Polycarbonate
工作温度范围 Limiting temperatures	-40 ℃ ~+125 ℃
依据UL94阻燃等级 Flammability acc.to UL94	V0
可拔插次数 Mechanical working life-mating cycles	≥ 500
插针 Contacts	
材料 Material	铜合金 Copper alloy
表面处理 Surface	镀银 Hard-silver plated
接触电阻 Contact resistance	≤ 0.3m Ω
冷压连接 Crimp terminal	
• mm^2	10-35mm^2
• 最大电缆直径 Max.insulation diameter	14mm

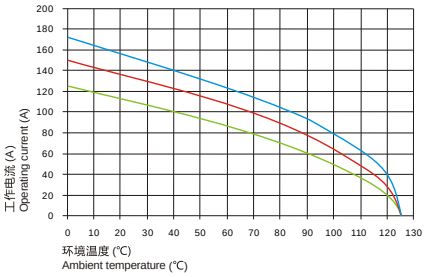

电流负载能力 Current carrying capacity

电流负载能力所受的限制主要来自包含接插针的接插体可承受的最大温度。
The current carrying is limited by maximum temperature of materials for Inserts and contacts including terminals.

测试和控制过程依据DIN EN 60512-5。
Measuring and testing techniques according to DIN EN 60512-5.

DEGSON®
DM Series

DMK70-002 轴向压接型模块 Axial Module 1000V 70A

DMK70-002-M(6-16mm^2)
DMK70-002-M(14-22mm^2)

DMK70-002-F(6-16mm^2)
DMK70-002-F(14-22mm^2)

技术参数 Technical characteristics

规范 Specifications	DIN EN 60 664 DIN EN 61 984
插芯 Inserts	
依据EN 61 984的额定电压 Electrical data acc.to EN 61 984	
接插件针数 Number of contacts	2
• 额定电流 Rated current	70A
• 额定电压 Rated voltage	1000V
• 额定脉冲电压 Rated impulse voltage	8KV
• 污染程度 Pollution degree	3
依据UL额定电压 Rated voltage acc.to UL	600V
绝缘电阻 Insulation resistance	≥ 10^{10} Ω
材料 Material	聚碳酸酯 Polycarbonate
工作温度范围 Limiting temperatures	-40 ℃ ~+125 ℃
依据UL94阻燃等级 Flammability acc.to UL94	V0
可拔插次数 Mechanical working life-mating cycles	≥ 500
插针 Contacts	
材料 Material	铜合金 Copper alloy
表面处理 Surface	镀银 Hard-silver plated
接触电阻 Contact resistance	≤ 0.5m Ω
电缆绞线依据IEC 60 228-5 To IEC 60 228 Class 5	
轴向螺栓连接 Axial screw terminal	
• mm^2	6-22mm^2
• AWG	8-4
• 内六角扳手 Hexagonal Driver	SW2.5
• 剥线长度 Stripping length	
• mm^2	6 10 16 22
• mm^2	11^{+1} 11^{+1} 11^{+1} 12.5^{+1}
• 拧紧力矩 Tightening torque	
• mm^2	6 10 16 22
• Nm	2 3 4 5

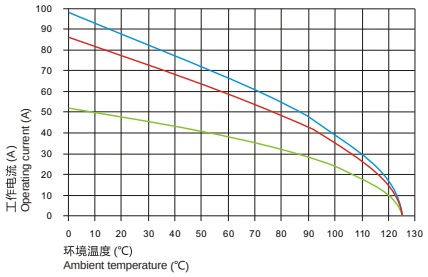

电流负载能力 Current carrying capacity

电流负载能力所受的限制主要来自包含接插针的接插体可承受的最大温度。
The current carrying is limited by maximum temperature of materials for Inserts and contacts including terminals.

测试和控制过程依据DIN EN 60512-5。
Measuring and testing techniques according to DIN EN 60512-5.

DMK-002 轴向压接型模块 Axial Module 1000V 40A

DMK-002-M(2.5-8mm²)
DMK-002-M(6-10mm²)

DMK-002-F(2.5-8mm²)
DMK-002-F(6-10mm²)

技术参数 Technical characteristics

规范 Specifications	DIN EN 60 664 DIN EN 61 984
插芯 Inserts	
依据EN 61 984的额定电压 Electrical data acc.to EN 61 984	
接插件针数 Number of contacts	2
• 额定电流 Rated current	40A
• 额定电压 Rated voltage	1000V
• 额定脉冲电压 Rated impulse voltage	8KV
• 污染程度 Pollution degree	3
依据UL额定电压 Rated voltage acc.to UL	600V
绝缘电阻 Insulation resistance	≥ 10^{10} Ω
材料 Material	聚碳酸酯 Polycarbonate
工作温度范围 Limiting temperatures	-40 ℃ ~+125 ℃
依据UL94阻燃等级 Flammability acc.to UL94	V0
可拔插次数 Mechanical working life-mating cycles	≥ 500
插针 Contacts	
材料 Material	铜合金 Copper alloy
表面处理 Surface	镀银 Hard-silver plated
接触电阻 Contact resistance	≤ 0.5m Ω
电缆绞线依据IEC 60 228-5 To IEC 60 228 Class 5	
轴向螺栓连接 Axial screw terminal	
• mm²	2.5-10mm²
• AWG	14-8
• 内六角扳手 Hexagonal Driver	SW2
• 剥线长度 Stripping length	
• mm²	2.5 4 6 10
• mm²	5^{+1} 5^{+1} 8^{+1} 11^{+1}
• 拧紧力矩 Tightening torque	
• mm²	2.5 4 6 10
• Nm	1.5 1.5 2 2

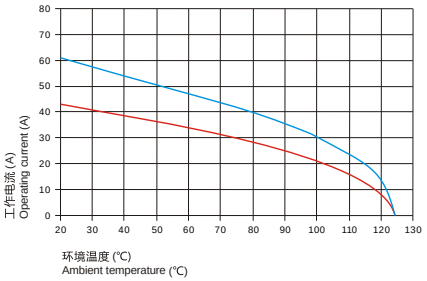

电流负载能力 Current carrying capacity

电流负载能力所受的限制主要来自包含接插针的接插体可承受的最大温度。
The current carrying is limited by maximum temperature of materials for Inserts and contacts including terminals.

测试和控制过程依据DIN EN 60512-5。
Measuring and testing techniques according to DIN EN 60512-5.

DMK-002 冷压型模块 Crimp Module 1000V 40A

DMK-002-MC

DMK-002-FC

技术参数 Technical characteristics

规范 Specifications	DIN EN 60 664 DIN EN 61 984
插芯 Inserts	
依据EN 61 984的额定电压 Electrical data acc.to EN 61 984	
接插件针数 Number of contacts	2
• 额定电流 Rated current	40A
• 额定电压 Rated voltage	1000V
• 额定脉冲电压 Rated impulse voltage	8KV
• 污染程度 Pollution degree	3
绝缘电阻 Insulation resistance	≥ 10^{10} Ω
材料 Material	聚碳酸酯 Polycarbonate
工作温度范围 Limiting temperatures	-40 ℃ ~+125 ℃
依据UL94阻燃等级 Flammability acc.to UL94	V0
可拔插次数 Mechanical working life-mating cycles	≥ 500
插针 Contacts	
材料 Material	铜合金 Copper alloy
表面处理 Surface	镀银 Hard-silver plated
接触电阻 Contact resistance	≤ 0.3m Ω
冷压连接 Crimp terminal	
• mm²	1.5-10mm²
• AWG	16-8

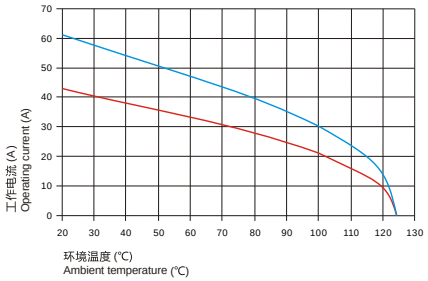

电流负载能力 Current carrying capacity

电流负载能力所受的限制主要来自包含接插针的接插体可承受的最大温度。
The current carrying is limited by maximum temperature of materials for Inserts and contacts including terminals.

测试和控制过程依据DIN EN 60512-5。
Measuring and testing techniques according to DIN EN 60512-5.

DMK-003 轴向压接型模块 Axial Module 690V 40A

DMK-003-M(2.5-8mm²)
DMK-003-M(6-10mm²)

DMK-003-F(2.5-8mm²)
DMK-003-F(6-10mm²)

技术参数 Technical characteristics

规范 Specifications	DIN EN 60 664 DIN EN 61 984
插芯 Inserts	
依据EN 61 984的额定电压 Electrical data acc.to EN 61 984	
接插件针数 Number of contacts	3
• 额定电流 Rated current	40A
• 额定电压 Rated voltage	690V
• 额定脉冲电压 Rated impulse voltage	8KV
• 污染程度 Pollution degree	3
依据UL额定电压 Rated voltage acc.to UL	600V
绝缘电阻 Insulation resistance	≥ 10^{10} Ω
材料 Material	聚碳酸酯 Polycarbonate
工作温度范围 Limiting temperatures	-40 ℃ ~+125 ℃
依据UL94阻燃等级 Flammability acc.to UL94	V0
可拔插次数 Mechanical working life-mating cycles	≥ 500
插针 Contacts	
材料 Material	铜合金 Copper alloy
表面处理 Surface	镀银 Hard-silver plated
接触电阻 Contact resistance	≤ 0.3m Ω
电缆绞线依据IEC 60 228-5 To IEC 60 228 Class 5	
轴向螺栓连接 Axial screw terminal	
• mm²	2.5-10mm²
• AWG	14-8
• 内六角扳手 Hexagonal Driver	SW2
• 剥线长度 Stripping length	
• mm²	2.5 4 6 10
• mm²	5^{+1} 5^{+1} 8^{+1} 11^{+1}
• 拧紧力矩 Tightening torque	
• mm²	2.5 4 6 10
• Nm	1.5 1.5 2 2

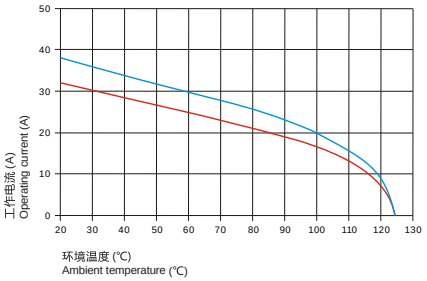

电流负载能力 Current carrying capacity

电流负载能力所受的限制主要来自包含接插针的接插体可承受的最大温度。
The current carrying is limited by maximum temperature of materials for Inserts and contacts including terminals.

测试和控制过程依据DIN EN 60512-5。
Measuring and testing techniques according to DIN EN 60512-5.

DMK-003 冷压型模块 Crimp Module 500V 40A

DMK-003-MC(2.5-8mm²)
DMK-003-MC(6-10mm²)

DMK-003-FC(2.5-8mm²)
DMK-003-FC(6-10mm²)

技术参数 Technical characteristics

规范 Specifications	DIN EN 60 664 DIN EN 61 984
插芯 Inserts	
依据EN 61 984的额定电压 Electrical data acc.to EN 61 984	
接插件针数 Number of contacts	3
• 额定电流 Rated current	40A
• 额定电压 Rated voltage	500V
• 额定脉冲电压 Rated impulse voltage	6KV
• 污染程度 Pollution degree	3
依据UL/CSA额定电压 Rated voltage acc. to UL CSA	600V
依据UL/CSA额定电流 Rated current acc. to UL CSA	32A
绝缘电阻 Insulation resistance	≥ 10^{10} Ω
材料 Material	聚碳酸酯 Polycarbonate
工作温度范围 Limiting temperatures	-40 ℃ ~+125 ℃
依据UL94阻燃等级 Flammability acc.to UL94	V0
可拔插次数 Mechanical working life-mating cycles	≥ 500
插针 Contacts	
材料 Material	铜合金 Copper alloy
表面处理 Surface	镀银 Hard-silver plated
接触电阻 Contact resistance	≤ 0.3m Ω
冷压连接 Crimp terminal	
• mm²	1.5-10mm²
• AWG	16-8

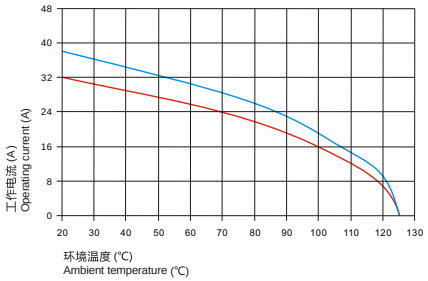

电流负载能力 Current carrying capacity

电流负载能力所受的限制主要来自包含接插针的接插体可承受的最大温度。
The current carrying is limited by maximum temperature of materials for Inserts and contacts including terminals.

测试和控制过程依据DIN EN 60512-5。
Measuring and testing techniques according to DIN EN 60512-5.

DMK-003/4 冷压型模块 Crimp Module 830/830V 40/10A

DMK-003/4-MC

DMK-003/4-FC

技术参数 Technical characteristics

规范 Specifications	DIN EN 60 664 DIN EN 61 984
插芯 Inserts	
依据EN 61 984的额定电压 Electrical data acc.to EN 61 984	
接插件针数 Number of contacts	3/4
电力区 Power Area	
• 额定电流 Rated current	40A
• 额定电压 Rated voltage	830V
• 额定脉冲电压 Rated impulse voltage	8KV
• 污染程度 Pollution degree	3
信号区 Signal Area	
• 额定电流 Rated current	10A
• 额定电压 Rated voltage	830V
• 额定脉冲电压 Rated impulse voltage	8KV
• 污染程度 Pollution degree	3
依据UL额定电压 Rated voltage acc.to UL	600V
绝缘电阻 Insulation resistance	≥ 10^{10} Ω
材料 Material	聚碳酸酯 Polycarbonate
工作温度范围 Limiting temperatures	-40 ℃ ~+125 ℃
依据UL94阻燃等级 Flammability acc.to UL94	V0
可拔插次数 Mechanical working life-mating cycles	≥ 500
插针 Contacts	
材料 Material	铜合金 Copper alloy
表面处理 Surface	镀银 Hard-silver plated 镀金 Hard-gold plated
接触电阻 Contact resistance	
• 电力区 Power Contacts	≤ 0.3m Ω
• 信号区 Signal Contacts	≤ 3m Ω
冷压连接 Crimp termina	
• mm^2	
• 电力区 Power Contacts	1.5-6mm^2
• 信号区 Signal Contacts	0.14-2.5mm^2
• AWG	
• 电力区 Power Contacts	16-10
• 信号区 Signal Contacts	26-14
最大电缆直径 Max.insulation diameter	
• 电力区 Power Contacts	5mm

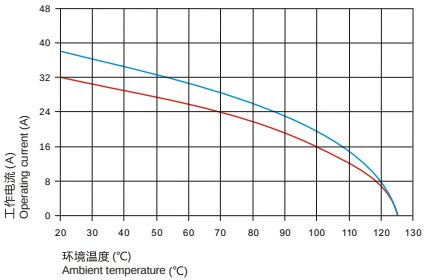

电流负载能力 Current carrying capacity

电流负载能力所受的限制主要来自包含接插针的接插体可承受的最大温度。
The current carrying is limited by maximum temperature of materials for Inserts and contacts including terminals.

测试和控制过程依据DIN EN 60512-5。
Measuring and testing techniques according to DIN EN 60512-5.

DMK-004 冷压型模块 Crimp Module 830V 40A

DMK-004-MC

DMK-004-FC

技术参数 Technical characteristics

规范 Specifications	DIN EN 60 664 DIN EN 61 984
插芯 Inserts	
依据EN 61 984的额定电压 Electrical data acc.to EN 61 984	
接插件针数 Number of contacts	4
• 额定电流 Rated current	40A
• 额定电压 Rated voltage	830V
• 额定脉冲电压 Rated impulse voltage	8KV
• 污染程度 Pollution degree	3
依据UL额定电压 Rated voltage acc. to UL	600V
绝缘电阻 Insulation resistance	≥ 10^{10} Ω
材料 Material	聚碳酸酯 Polycarbonate
工作温度范围 Limiting temperatures	-40 ℃ ~+125 ℃
依据UL94阻燃等级 Flammability acc.to UL94	V0
可拔插次数 Mechanical working life-mating cycles	≥ 500
插针 Contacts	
材料 Material	铜合金 Copper alloy
表面处理 Surface	镀银 Hard-silver plated
接触电阻 Contact resistance	≤ 0.3m Ω
冷压连接 Crimp terminal	
• mm^2	1.5-6mm^2
• AWG	16-10

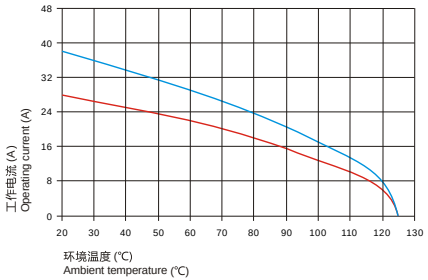

电流负载能力 Current carrying capacity

电流负载能力所受的限制主要来自包含接插针的接插体可承受的最大温度。
The current carrying is limited by maximum temperature of materials for Inserts and contacts including terminals.

测试和控制过程依据DIN EN 60512-5。
Measuring and testing techniques according to DIN EN 60512-5.

DME-005 弹片型模块 Cage-clamp Module 400V 16A

DME-005-MS　　DME-005-FS

- 可与框架及其他所有模块产品组合使用
- Combination with hinged frame and other modules possible.

技术参数 Technical characteristics

规范 Specifications	DIN EN 60 664 DIN EN 61 984
插芯 Inserts	
依据EN 61 984的额定电压 Electrical data acc.to EN 61 984	
接插件针数 Number of contacts	5
• 额定电流 Rated current	16A
• 额定电压 Rated voltage	400V
• 额定脉冲电压 Rated impulse voltage	6KV
• 污染程度 Pollution degree	3
依据UL/CSA额定电压 Rated voltage acc. to UL CSA	600V
绝缘电阻 Insulation resistance	≥ 10^{10} Ω
材料 Material	聚碳酸酯 Polycarbonate
工作温度范围 Limiting temperatures	-40 ℃ ~+125 ℃
依据UL94阻燃等级 Flammability acc.to UL94	V0
可拔插次数 Mechanical working life-mating cycles	≥ 500
插针 Contacts	
材料 Material	铜合金 Copper alloy
表面处理 Surface	镀银 Hard-silver plated
接触电阻 Contact resistance	≤ 0.3m Ω
冷压连接 Crimp terminal	
• mm^2	0.14-2.5mm^2
• AWG	26-14

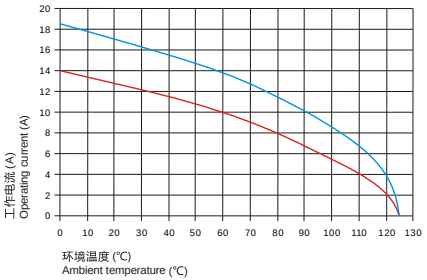

电流负载能力 Current carrying capacity

电流负载能力所受的限制主要来自包含接插针的接插体可承受的最大温度。
The current carrying is limited by maximum temperature of materials for Inserts and contacts including terminals.

测试和控制过程依据DIN EN 60512-5。
Measuring and testing techniques according to DIN EN 60512-5.

DME-006 冷压型模块 Crimp Module 500V 16A



DME-006-MC　　DME-006-FC

- 可与框架及其他所有模块产品组合使用
- Combination with hinged frame and other modules possible.

技术参数 Technical characteristics

规范 Specifications	DIN EN 60 664 DIN EN 61 984
插芯 Inserts	
依据EN 61 984的额定电压 Electrical data acc.to EN 61 984	
接插件针数 Number of contacts	6
• 额定电流 Rated current	16A
• 额定电压 Rated voltage	500V
• 额定脉冲电压 Rated impulse voltage	6KV
• 污染程度 Pollution degree	3
依据UL/CSA额定电压 Rated voltage acc. to UL CSA	600V
绝缘电阻 Insulation resistance	≥ 10^{10} Ω
材料 Material	聚碳酸酯 Polycarbonate
工作温度范围 Limiting temperatures	-40 ℃ ~+125 ℃
依据UL94阻燃等级 Flammability acc.to UL94	V0
可拔插次数 Mechanical working life-mating cycles	≥ 500
插针 Contacts	
材料 Material	铜合金 Copper alloy
表面处理 Surface	镀银 Hard-silver plated
接触电阻 Contact resistance	≤ 1m Ω
冷压连接 Crimp terminal	
• mm^2	0.14-4mm^2
• AWG	26-12

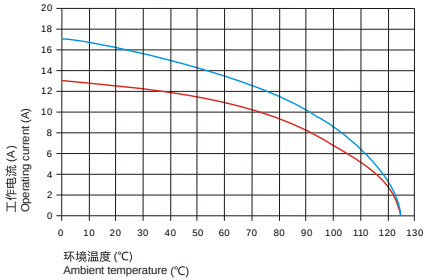

电流负载能力 Current carrying capacity

电流负载能力所受的限制主要来自包含接插针的接插体可承受的最大温度。
The current carrying is limited by maximum temperature of materials for Inserts and contacts including terminals.

测试和控制过程依据DIN EN 60512-5。
Measuring and testing techniques according to DIN EN 60512-5.

DVME-006 冷压型模块 Crimp Module 500V 16A

DVME-006-MC

DVME-006-FC

- 可与框架及其他所有模块产品组合使用
- Combination with hinged frame and other modules possible.

技术参数 Technical characteristics

规范 Specifications	DIN EN 60 664 DIN EN 61 984
插芯 Inserts	
依据EN 61 984的额定电压 Electrical data acc.to EN 61 984	
接插件针数 Number of contacts	6
• 额定电流 Rated current	16A
• 额定电压 Rated voltage	830V
• 额定脉冲电压 Rated impulse voltage	8KV
• 污染程度 Pollution degree	3
依据UL额定电压 Rated voltage acc. to UL	600V
绝缘电阻 Insulation resistance	≥ 10^{10} Ω
材料 Material	聚碳酸酯 Polycarbonate
工作温度范围 Limiting temperatures	-40 ℃ ~+125 ℃
依据UL94阻燃等级 Flammability acc.to UL94	V0
可拔插次数 Mechanical working life-mating cycles	≥ 500
插针 Contacts	
材料 Material	铜合金 Copper alloy
表面处理 Surface	镀银 Hard-silver plated 镀金 Hard-gold plated
接触电阻 Contact resistance	≤ 1m Ω
冷压连接 Crimp terminal	
• mm^2	0.14-4mm^2
• AWG	26-12

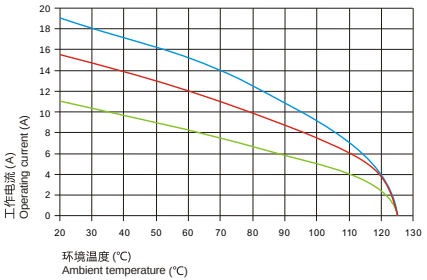

电流负载能力 Current carrying capacity

电流负载能力所受的限制主要来自包含接插针的接插体可承受的最大温度。
The current carrying is limited by maximum temperature of materials for Inserts and contacts including terminals.

测试和控制过程依据DIN EN 60512-5。
Measuring and testing techniques according to DIN EN 60512-5.

DMEE-008 冷压型模块 Crimp Module 400V 16A

DMEE-008-MC

DMEE-008-FC

- 可与框架及其他所有模块产品组合使用
- Combination with hinged frame and other modules possible.

技术参数 Technical characteristics

规范 Specifications	DIN EN 60 664 DIN EN 61 984
插芯 Inserts	
依据EN 61 984的额定电压 Electrical data acc.to EN 61 984	
接插件针数 Number of contacts	8
• 额定电流 Rated current	16A
• 额定电压 Rated voltage	400V
• 额定脉冲电压 Rated impulse voltage	6KV
• 污染程度 Pollution degree	3
依据UL/CSA额定电压 Rated voltage acc. to UL CSA	600V
绝缘电阻 Insulation resistance	≥ 10^{10} Ω
材料 Material	聚碳酸酯 Polycarbonate
工作温度范围 Limiting temperatures	-40 ℃ ~+125 ℃
依据UL94阻燃等级 Flammability acc.to UL94	V0
可拔插次数 Mechanical working life-mating cycles	≥ 500
插针 Contacts	
材料 Material	铜合金 Copper alloy
表面处理 Surface	镀银 Hard-silver plated 镀金 Hard-gold plated
接触电阻 Contact resistance	≤ 1m Ω
冷压连接 Crimp terminal	
• mm^2	0.14-4mm^2
• AWG	26-12

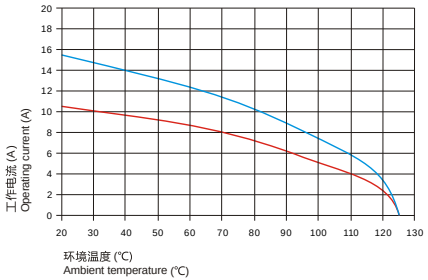

电流负载能力 Current carrying capacity

电流负载能力所受的限制主要来自包含接插针的接插体可承受的最大温度。
The current carrying is limited by maximum temperature of materials for Inserts and contacts including terminals.

测试和控制过程依据DIN EN 60512-5。
Measuring and testing techniques according to DIN EN 60512-5.

DMEE-020 冷压型模块 Crimp Module 500V 16A

DMEE-020-MC

DMEE-020-FC

- 可与框架及其他所有模块产品组合使用
- Combination with hinged frame and other modules possible.

技术参数 Technical characteristics

规范 Specifications	DIN EN 60 664 DIN EN 61 984
插芯 Inserts	
依据EN 61 984的额定电压 Electrical data acc.to EN 61 984	
接插件针数 Number of contacts	20
• 额定电流 Rated current	16A
• 额定电压 Rated voltage	500V
• 额定脉冲电压 Rated impulse voltage	6KV
• 污染程度 Pollution degree	3
依据UL额定电压 Rated voltage acc. to UL	600V
绝缘电阻 Insulation resistance	≥ 10^{10} Ω
材料 Material	聚碳酸酯 Polycarbonate
工作温度范围 Limiting temperatures	-40 ℃ ~+125 ℃
依据UL94阻燃等级 Flammability acc.to UL94	V0
可拔插次数 Mechanical working life-mating cycles	≥ 500
插针 Contacts	
材料 Material	铜合金 Copper alloy
表面处理 Surface	镀银 Hard-silver plated 镀金 Hard-gold plated
接触电阻 Contact resistance	≤ 1m Ω
冷压连接 Crimp terminal	
• mm^2	0.14-4mm^2
• AWG	26-12

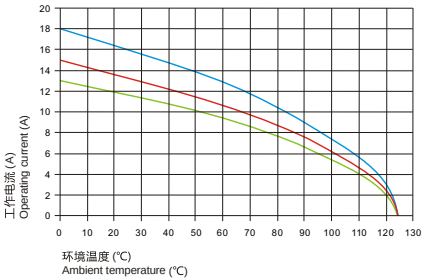

电流负载能力 Current carrying capacity

电流负载能力所受的限制主要来自包含接插针的接插体可承受的最大温度。
The current carrying is limited by maximum temperature of materials for Inserts and contacts including terminals.

测试和控制过程依据DIN EN 60512-5。
Measuring and testing techniques according to DIN EN 60512-5.

DMD-012 冷压型模块 Crimp Module 250V 10A

DMD-012-MC

DMD-012-FC

- 可与框架及其他所有模块产品组合使用
- Combination with hinged frame and other modules possible.

技术参数 Technical characteristics

规范 Specifications	DIN EN 60 664 DIN EN 61 984
插芯 Inserts	
依据EN 61 984的额定电压 Electrical data acc.to EN 61 984	
接插件针数 Number of contacts	12
• 额定电流 Rated current	10A
• 额定电压 Rated voltage	250V
• 额定脉冲电压 Rated impulse voltage	4KV
• 污染程度 Pollution degree	3
依据UL/CSA额定电压 Rated voltage acc. to UL CSA	600V
绝缘电阻 Insulation resistance	≥ 10^{10} Ω
材料 Material	聚碳酸酯 Polycarbonate
工作温度范围 Limiting temperatures	-40 ℃ ~+125 ℃
依据UL94阻燃等级 Flammability acc.to UL94	V0
可拔插次数 Mechanical working life-mating cycles	≥ 500
插针 Contacts	
材料 Material	铜合金 Copper alloy
表面处理 Surface	镀银 Hard-silver plated 镀金 Hard-gold plated
接触电阻 Contact resistance	≤ 3m Ω
冷压连接 Crimp terminal	
• mm^2	0.14-2.5mm^2
• AWG	26-14

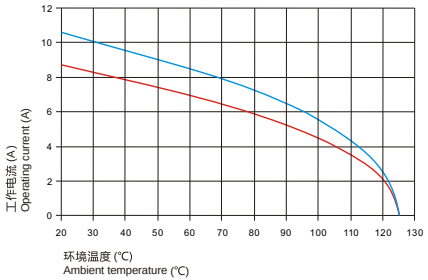

电流负载能力 Current carrying capacity

电流负载能力所受的限制主要来自包含接插针的接插体可承受的最大温度。
The current carrying is limited by maximum temperature of materials for Inserts and contacts including terminals.

测试和控制过程依据DIN EN 60512-5。
Measuring and testing techniques according to DIN EN 60512-5.

DMD-017 冷压型模块 Crimp Module 160V 10A

DMD-017-MC

DMD-017-FC

- 可与框架及其他所有模块产品组合使用
- Combination with hinged frame and other modules possible.

技术参数 Technical characteristics

规范 Specifications	DIN EN 60 664 DIN EN 61 984
插芯 Inserts	
依据EN 61 984的额定电压 Electrical data acc.to EN 61 984	
接插件针数 Number of contacts	17
• 额定电流 Rated current	10A
• 额定电压 Rated voltage	160V
• 额定脉冲电压 Rated impulse voltage	2.5KV
• 污染程度 Pollution degree	3
依据UL额定电压 Rated voltage acc. to UL	600V
绝缘电阻 Insulation resistance	≥ 10^{10} Ω
材料 Material	聚碳酸酯 Polycarbonate
工作温度范围 Limiting temperatures	-40 ℃ ~+125 ℃
依据UL94阻燃等级 Flammability acc.to UL94	V0
可拔插次数 Mechanical working life-mating cycles	≥ 500
插针 Contacts	
材料 Material	铜合金 Copper alloy
表面处理 Surface	镀银 Hard-silver plated 镀金 Hard-gold plated
接触电阻 Contact resistance	≤ 3m Ω
冷压连接 Crimp terminal	
• mm^2	0.14-2.5mm^2
• AWG	26-14

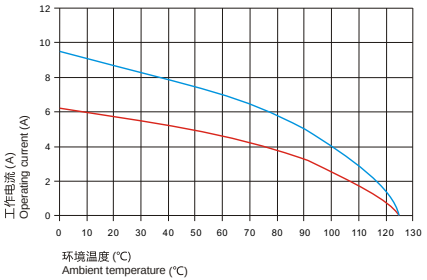

电流负载能力 Current carrying capacity

电流负载能力所受的限制主要来自包含接插针的接插体可承受的最大温度。
The current carrying is limited by maximum temperature of materials for Inserts and contacts including terminals.

测试和控制过程依据DIN EN 60512-5。
Measuring and testing techniques according to DIN EN 60512-5.

DKE-009 D-Sub 模块 Module 50V 5A

DKE-009-MC

DKE-009-FC

- 可与框架及其他所有模块产品组合使用
- Combination with hinged frame and other modules possible.

技术参数 Technical characteristics

规范 Specifications	DIN EN 60 664 DIN EN 61 984
插芯 Inserts	
依据EN 61 984的额定电压 Electrical data acc.to EN 61 984	
接插件针数 Number of contacts	9
• 额定电流 Rated current	5A
• 额定电压 Rated voltage	50V
• 额定脉冲电压 Rated impulse voltage	0.8KV
• 污染程度 Pollution degree	3
绝缘电阻 Insulation resistance	≥ 10^{10} Ω
材料 Material	聚碳酸酯 Polycarbonate
工作温度范围 Limiting temperatures	-40 ℃ ~+125 ℃
依据UL94阻燃等级 Flammability acc.to UL94	V0
可拔插次数 Mechanical working life-mating cycles	≥ 500
插针 Contacts	
材料 Material	铜合金 Copper alloy
表面处理 Surface	镀银 Hard-silver plated 镀金 Hard-gold plated
接触电阻 Contact resistance	≤ 3m Ω
冷压连接 Crimp terminal	
• mm^2	0.09-0.82mm^2
• AWG	28-18

DMD-025 高密度型模块 50V 4A

- 可与框架及其他所有模块产品组合使用
- Combination with hinged frame and other modules possible.

DMD-025-MC　　DMD-025-FC

技术参数 Technical characteristics

规范 Specifications	DIN EN 60 664 DIN EN 61 984
插芯 Inserts	
依据EN 61 984的额定电压 Electrical data acc.to EN 61 984	
接插件针数 Number of contacts	25
• 额定电流 Rated current	4A
• 额定电压 Rated voltage	50V
• 额定脉冲电压 Rated impulse voltage	0.8KV
• 污染程度 Pollution degree	3
绝缘电阻 Insulation resistance	≥ 10^{10} Ω
材料 Material	聚碳酸酯 Polycarbonate
工作温度范围 Limiting temperatures	-40 ℃ ~+125 ℃
依据UL94阻燃等级 Flammability acc.to UL94	V0
可拔插次数 Mechanical working life-mating cycles	≥ 500
插针 Contacts	
材料 Material	铜合金 Copper alloy
表面处理 Surface	镀银 Hard-silver plated 镀金 Hard-gold plated
接触电阻 Contact resistance	≤ 3m Ω
冷压连接 Crimp terminal	
• mm^2	0.09-0.52mm^2
• AWG	28-20

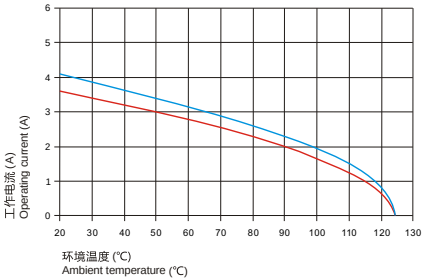

— 24B外壳带6个模块，导线截面:0.5mm^2(车削针)
— 24B外壳带6个模块，导线截面:0.5mm^2(冲压针)
— 24 B hoods/housings with 6 modules, wire gague:0.5mm^2(turned contacts)
— 24 B hoods/housings with6 modules, wire gague:0.5mm(stamped contacts)

电流负载能力 Current carrying capacity

电流负载能力所受的限制主要来自包含接插针的接插体可承受的最大温度。
The current carrying is limited by maximum temperature of materials for Inserts and contacts including terminals.

测试和控制过程依据DIN EN 60512-5。
Measuring and testing techniques according to DIN EN 60512-5.

DM-RJ45 模块 Module 50V 1A

- 可与框架及其他所有模块产品组合使用
- Combination with hinged frame and other modules possible.



DM-RJ45-M　　DM-RJ45-F

技术参数 Technical characteristics

规范 Specifications	DIN EN 60 664 DIN EN 61 984
插芯 Inserts	
依据EN 61 984的额定电压 Electrical data acc.to EN 61 984	
接插件针数 Number of contacts	8
• 额定电流 Rated current	1A
• 额定电压 Rated voltage	50V
• 额定脉冲电压 Rated impulse voltage	0.8KV
• 污染程度 Pollution degree	3
依据UL额定电压 Rated voltage acc. to UL	＜ 30V
传输特性 Transmission characteristics	超 5 类可达 100MHz Category 5/Class E up to 100 MHz
• 依据 Basis	ISO/IEC 24 702 ISO/IEC 11 801
传输速率 Transmission rate	10/100/1000 Mbit/s
绝缘电阻 Insulation resistance	≥ 10^{10} Ω
材料 Material	聚碳酸酯 Polycarbonate
工作温度范围 Limiting temperatures	-40 ℃ ~+ 85 ℃
依据UL94阻燃等级 Flammability acc.to UL94	V0
可拔插次数 Mechanical working life-mating cycles	≥ 500

外壳特性 Hoods & Housings Feature

3A系列		Size 3A	
塑料外壳		Plastic Hoods & Housings	
材料	聚碳酸脂	Material	Polycarbonate
颜色	灰白	Colour	Light grey(RAL7032)
连锁元件 连锁方式 材料	 塑料弹性压合 聚酰胺	Locking element Lever type Material	 Plastic elasttic pressing Polymide
密封元件	丁腈橡胶	Hoods / Housings seal	NBR
适用温度范围	-40~+125℃	Limiting tempertures	-40~+125℃
阻燃等级	V0	Flammability acc to UI94	V0
防护等级（连锁状态DIN EN 60529）	IP65	Degree of protection acc. To DIN EN 60529 for coupled connector	IP65

3A系列		Size 3A	
金属外壳		Metal Hoods & Housings	
材料	压铸锌合金	Material	Zinc die-cast
颜色	灰色	Colour	Grey(RAL7037)
连锁元件 连锁方式 材料	 扣子 金属镀锌	Locking element Lever type Material	 Lever Metal zinc-plated
密封元件	丁腈橡胶	Hoods / Housings seal	NBR
适用温度范围	-40~+125℃	Limiting tempertures	-40~+125℃
阻燃等级	V0	Flammability acc to UI94	V0
防护等级（连锁状态DIN EN 60529）	IP65	Degree of protection acc. To DIN EN 60529 for coupled connector	IP65

标准外壳（10A,16A,32A,6B,10B,16B,24B,32B,48B）		Standard Hoods & Housings（10A,16A,32A,6B,10B,16B,24B,32B,48B）	
材料	压铸铝合金	Material	Aluminium die-cast
颜色	灰色	Colour	Grey(RAL7037)
连锁元件 连锁方式 材料	 扣子 金属镀锌	Locking element Lever type Material	 Lever Metal zinc-plated
密封元件	丁腈橡胶	Hoods / Housings seal	NBR
适用温度范围	-40~+125℃	Limiting tempertures	-40~+125℃
阻燃等级	V0	Flammability acc to UI94	V0
防护等级（连锁状态DIN EN 60529）	IP65	Degree of protection acc. To DIN EN 60529 for coupled connector	IP65

D3A 塑料外壳 Plastic Hoods & Housings

防护等级 Degree of protection : IP65

外壳 Hoods & Housings	描述 Description	型号 Type	螺纹 Thread	图纸 Drawing
	上壳 侧出线 Hoods, side entry	D3A.P-SE-2g-M20 D3A.P-SE-2g-PG11	M20 PG11	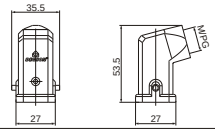
	上壳 顶出线 Hoods, top entry	D3A.P-TE-2g-M20 D3A.P-TE-2g-PG11	M20 PG11	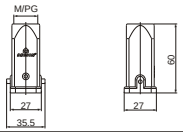
	下壳 不封底 Housings, bulkhead mounting	D3A.P-BK-1L	--	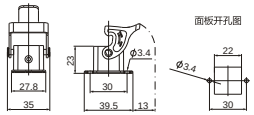
	下壳 不封底 Housings, bulkhead mounting	D3A.P-BK-1L-SE	--	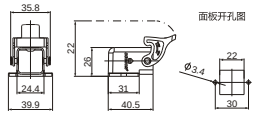
	下壳 封底 Housings, surface mounting 下壳 不封底 Housings, bulkhead mounting	D3A.P-SF-1L-M20 D3A.P-SF-1L-PG11 D3A.PBC-SF-1L-M20 D3A.PBC-SF-1L-PG11	M20 PG11 M20 PG11	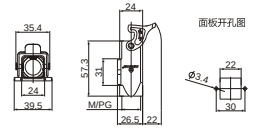
	下壳 电缆对接 Housings, cable to cable	D3A.P-CCT-1L-M20 D3A.P-CCT-1L-PG11	M20 PG11	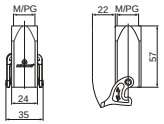
	防护盖 Protection	D3A-CV-1L/1M (配公芯 for male insert) D3A-CV-1L/1F (配母芯 for famale insert)	接线方式 Connect way 	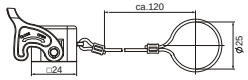
	防护盖 Protection	D3A-CV-2g/1M (配公芯 for male insert) D3A-CV-2g/2M (配公芯 for male insert) D3A-CV-2g/1F (配母芯 for famale insert) D3A-CV-2g/2F (配母芯 for famale insert)		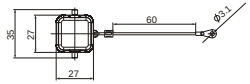

D3A 金属外壳 Metal Hoods & Housings

防护等级 Degree of protection : IP65

外壳 Hoods & Housings	描述 Description	型号 Type	螺纹 Thread	图纸 Drawing
	上壳 侧出线 Hoods, side entry	D3A-SE-2g-M20 D3A-SE-2g-PG11 D3A-SE-2g-PG13.5	M20 PG11 PG13.5	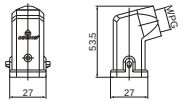
	上壳 顶出线 Hoods, top entry	D3A-TE-2g-M20 D3A-TE-2g-PG11 D3A-TE-2g-PG13.5	M20 PG11	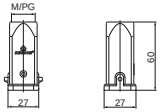
	下壳 不封底 Housings, bulkhead mounting	D3A-BK-1L	--	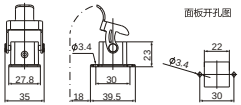
	下壳 不封底 Housings, bulkhead mounting	D3A-BK-1L-MCV	--	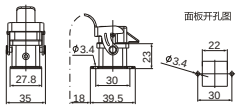
	下壳 不封底 Housings, bulkhead mounting	D3A-BK-SE-1L	--	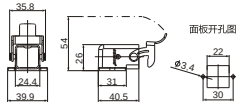
	下壳 不封底 Housings, bulkhead mounting 下壳 封底 Housings, surface mounting	D3A-SF-1L-M20 D3A-SF-1L-PG11 D3A-SF-1L-PG13.5 D3A.BC-SF-1L-M20 D3A.BC-SF-1L-PG11 D3A.BC-SF-1L-PG13.5	M20 PG11 PG13.5 M20 PG11 PG13.5	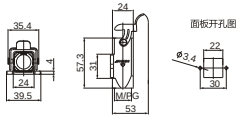
	下壳 电缆对接 Housings, cable to cable	D3A-CCT-1L-M20 D3A-CCT-1L-PG11 D3A-CCT-1L-PG13.5	M20 PG11 PG13.5	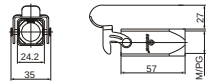
	防护盖 Protection	D3A-MCV-1L/1M (配公芯 for male insert) D3A-MCV-1L/1F (配母芯 for famale insert)		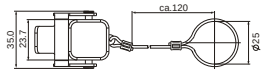
	防护盖 Protection	D3A-MCV-2g/1M (配公芯 for male insert) D3A-MCV-2g/2M (配公芯 for male insert) D3A-MCV-2g/1F (配母芯 for famale insert) D3A-MCV-2g/2F (配母芯 for famale insert)		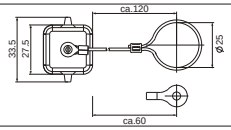

D10A 金属外壳 Metal Hoods & Housings

防护等级 Degree of protection : IP65

外壳 Hoods & Housings	描述 Description	型号 Type	螺纹 Thread	图纸 Drawing
	上壳 侧出线 Hoods, side entry	D10A-SE-2g-M20 D10A-SE-2g-PG16	M20 PG16	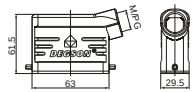
	上壳 侧出线 高结构 Hoods, side entry, high construction	D10A-SEH-2g-M25 D10A-SEH-2g-PG16 D10A-SEH-2g-PG21	M25 PG16 PG21	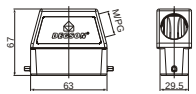
	上壳 顶出线 Hoods, top entry	D10A-TE-2g-M20 D10A-TE-2g-PG16	M20 PG16	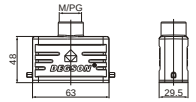
	上壳 顶出线 高结构 Hoods, top entry, high construction	D10A-TEH-2g-M25 D10A-TEH-2g-PG16 D10A-TEH-2g-PG21	M25 PG16 PG21 --	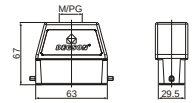
	下壳 不封底 Housings, bulkhead mounting	D10A-BK-1L 带塑料盖 With plastic cover D10A-BK-1L-CV 带金属盖 With metal cover D10A-BK-1L-MCV	-- --	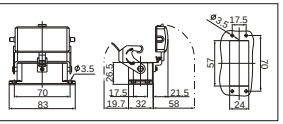
	下壳 封底 Housings, surface mounting	D10A-SF-1L-M20 D10A-SF-1L-2M20 D10A-SF-1L-M25 D10A-SF-1L-PG16 D10A-SF-1L-2PG16 D10A-SF-1L-PG21 带塑料盖 / With plastic cover D10A-SF-1L-CV-M20 D10A-SF-1L-CV-2M20 D10A-SF-1L-CV-M25 D10A-SF-1L-CV-PG16 D10A-SF-1L-CV-2PG16 D10A-SF-1L-CV-PG21 带金属盖 / With metal cover D10A-SF-1L-MCV-M20 D10A-SF-1L-MCV-2M20 D10A-SF-1L-MCV-M25 D10A-SF-1L-MCV-PG16 D10A-SF-1L-MCV-2PG16 D10A-SF-1L-MCV-PG21	M20 2 X M20 M25 PG16 2 X PG16 PG21 M20 2 X M20 M25 PG16 2 X PG16 PG21 M20 2 X M20 M25 PG16 2 X PG16 PG21	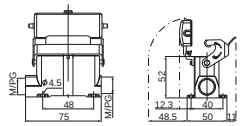
	金属盖 用于上壳 For hoods	D10A-MCV-1L/1S D10A-MCV-1L/2S	接线方式 Connect way 	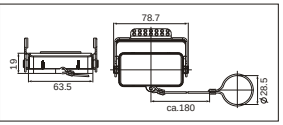
	金属盖 用于下壳 For housings	D10A-MCV-2g/1S D10A-MCV-2g/2S	接线方式 Connect way 	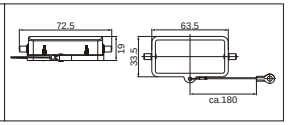

D16A 金属外壳 Metal Hoods & Housings

防护等级 Degree of protection : IP65

外壳 Hoods & Housings	描述 Description	型号 Type	螺纹 Thread	图纸 Drawing
	上壳 侧出线 Hoods, side entry	D16A-SE-2g-M20 D16A-SE-2g-PG16	M20 PG16	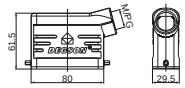
	上壳 侧出线 高结构 Hoods, side entry, high construction	D16A-SEH-2g-M25 D16A-SEH-2g-PG16 D16A-SEH-2g-PG21	M25 PG16 PG21	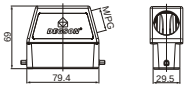
	上壳 顶出线 Hoods, top entry	D16A-TE-2g-M20 D16A-TE-2g-PG16	M20 PG16	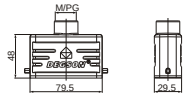
	上壳 顶出线 高结构 Hoods, top entry, high construction	D16A-TEH-2g-M25 D16A-TEH-2g-PG16 D16A-TEH-2g-PG21	M25 PG16 PG21	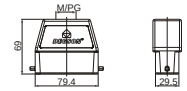
	下壳 不封底 Housings, bulkhead mounting	D16A-BK-1L 带塑料盖 With plastic cover D16A-BK-1L-CV 带金属盖 With metal cover D16A-BK-1L-MCV	-- -- --	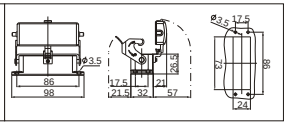
	下壳 封底 Housings, surface mounting	D16A-SF-1L-M20 D16A-SF-1L-2M20 D16A-SF-1L-M25 D16A-SF-1L-2M25 D16A-SF-1L-PG16 D16A-SF-1L-2PG16 D16A-SF-1L-PG21 带塑料盖 With plastic cover D16A-SF-1L-CV-M20 D16A-SF-1L-CV-2M20 D16A-SF-1L-CV-M25 D16A-SF-1L-CV-2M25 D16A-SF-1L-CV-PG16 D16A-SF-1L-CV-2PG16 D16A-SF-1L-CV-PG21 带金属盖 With metal cover D16A-SF-1L-MCV-M20 D16A-SF-1L-MCV-2M20 D16A-SF-1L-MCV-M25 D16A-SF-1L-MCV-2M25 D16A-SF-1L-MCV-PG16 D16A-SF-1L-MCV-2PG16 D16A-SF-1L-MCV-PG21	M20 2 x M20 M25 2 x M25 PG16 2 x PG16 PG21 M20 2 x M20 M25 2 x M25 PG16 2 x PG16 PG21 M20 2 x M20 M25 2 x M25 PG16 2 x PG16 PG21	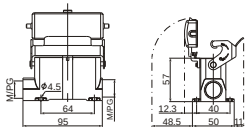
	金属盖 用于上壳 For hoods	D16A-MCV-1L/1S D16A-MCV-1L/2S	接线方式 Connect way 	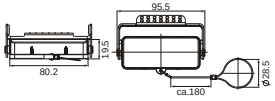
	金属盖 用于下壳 For housings	D16A-MCV-2g/1S D16A-MCV-2g/2S	接线方式 Connect way 	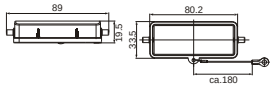

D32A 金属外壳 Metal Hoods & Housings

防护等级 Degree of protection : IP65

外壳 Hoods & Housings	描述 Description	型号 Type	螺纹 Thread	图纸 Drawing
	上壳 侧出线 Hoods, side entry	D32A-SE-4g-M25 D32A-SE-4g-PG21	M25 PG21	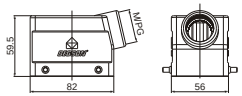
	上壳 侧出线 高结构 Hoods, side entry, high construction	D32A-SEH-4g-M32 D32A-SEH-4g-PG21 D32A-SEH-4g-PG29	M32 PG21 PG29	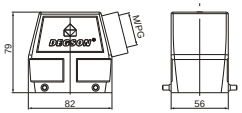
	上壳 顶出线 高结构 Hoods, top entry, high construction	D32A-TEH-4g-M25 D32A-TEH-4g-M32 D32A-TEH-4g-PG21 D32A-TEH-4g-PG29	M25 M32 PG21 PG29	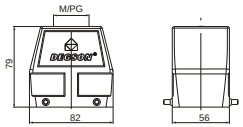
	下壳 不封底 Housings, bulkhead mounting	D32A-BK-2L	--	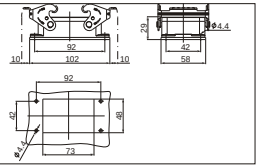
	下壳 封底 Housings, surface mounting	D32A-SF-2L-M25 D32A-SF-2L-M32 D32A-SF-2L-2M32 D32A-SF-2L-PG21 D32A-SF-2L-2PG21 D32A-SF-2L-PG29 D32A-SF-2L-2PG29	M25 M32 2 x M32 PG21 2 x PG21 PG29 2 x PG29	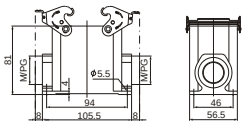
	用于上壳 For hoods	D32A-CV-4C	--	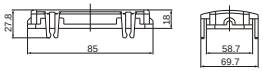
	用于电缆对接下壳 For cable to cable housings 用于下壳 For housings	D32A-CV-4g D32A-CV-4g	接线方式 Connect way 	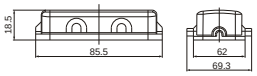

D32A 金属外壳 Metal Hoods & Housings

防护等级 Degree of protection : IP65

外壳 Hoods & Housings	描述 Description	型号 Type	螺纹 Thread	图纸 Drawing
	上壳 侧出线 Hoods, side entry	D32A-SE-2L-M25 D32A-SE-2L-PG21	M25 PG21	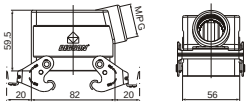
	上壳 侧出线 高结构 Hoods, side entry, high construction	D32A-SEH-2L-M32 D32A-SEH-2L-PG21 D32A-SEH-2L-PG29	M32 PG21 PG29	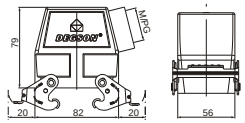
	上壳 顶出线 高结构 Hoods, top entry, high construction	D32A-TEH-2L-M25 D32A-TEH-2L-M32 D32A-TEH-2L-PG21 D32A-TEH-2L-PG29	M25 M32 PG21 PG29	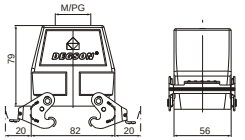
	下壳 不封底 Housings, bulkhead mounting	D32A-BK-4g 带塑料盖 With plastic cover D32A-BK-4g-CV 带金属盖 With metal cover D32A-BK-4g-MCV	-- -- --	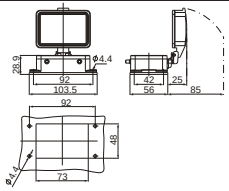
	下壳 封底 Housings, surface mounting	D32A-SF-4g-M25 D32A-SF-4g-M32 D32A-SF-4g-2M32 D32A-SF-4g-PG21 D32A-SF-4g-2PG21 D32A-SF-4g-PG29 D32A-SF-4g-2PG29 带塑料盖 With plastic cover D32A-SF-4g-CV-M25 D32A-SF-4g-CV-M32 D32A-SF-4g-CV-2M32 D32A-SF-4g-CV-PG21 D32A-SF-4g-CV-2PG21 D32A-SF-4g-CV-PG29 D32A-SF-4g-CV-2PG29 带金属盖 With metal cover D32A-SF-4g-MCV-M25 D32A-SF-4g-MCV-M32 D32A-SF-4g-MCV-2M32 D32A-SF-4g-MCV-PG21 D32A-SF-4g-MCV-2PG21 D32A-SF-4g-MCV-PG29 D32A-SF-4g-MCV-2PG29	M25 M32 2 x M32 PG21 2 x PG21 PG29 2 x PG29 M25 M32 2 x M32 PG21 2 x PG21 PG29 2 x PG29 M25 M32 2 x M32 PG21 2 x PG21 PG29 2 x PG29	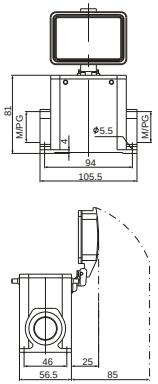

DEGSON®
Hoods & Housings Series

D6B 金属外壳 Metal Hoods & Housings

防护等级 Degree of protection : IP65

外壳 Hoods & Housings	描述 Description	型号 Type	螺纹 Thread	图纸 Drawing
	上壳 侧出线 Hoods, side entry	D6B-SE-2g-M20 D6B-SE-2g-M25 D6B-SE-2g-PG13.5 D6B-SE-2g-PG16	M20 M25 PG13.5 PG16	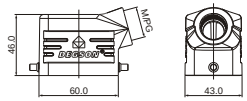
	上壳 侧出线 高结构 Hoods, side entry, high construction	D6B-SEH-2g-M25 D6B-SEH-2g-M32 D6B-SEH-2g-PG21 D6B-SEH-2g-PG29	M25 M32 PG21 PG29	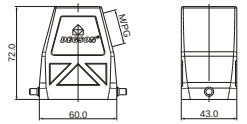
	上壳 顶出线 Hoods, top entry	D6B-TE-2g-M20 D6B-TE-2g-PG13.5 D6B-TE-2g-PG16	M20 PG13.5 PG16	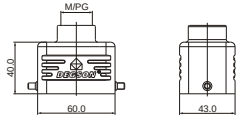
	上壳 顶出线 高结构 Hoods, top entry, high construction	D6B-TEH-2g-M25 D6B-TEH-2g-M32 D6B-TEH-2g-PG21 D6B-TEH-2g-PG29	M25 M32 PG21 PG29	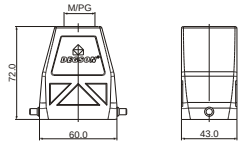
	下壳 电缆对接 Housings, cable to cable	D6B-CCT-1L-M20 D6B-CCT-1L-PG13.5 D6B-CCT-1L-PG16	M20 PG13.5 PG16	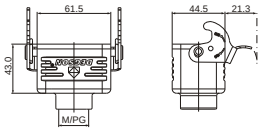
	下壳 电缆对接 高结构 Housings, cable to cable high construction	D6B-CCTH-1L-M25 D6B-CCTH-1L-M32 D6B-CCTH-1L-PG21 D6B-CCTH-1L-PG29	M25 M32 PG21 PG29	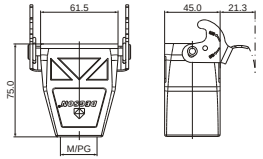

D6B 金属外壳 Metal Hoods & Housings

防护等级 Degree of protection : IP65

外壳 Hoods & Housings	描述 Description	型号 Type	螺纹 Thread	图纸 Drawing
	下壳 不封底 Housings, bulkhead mounting	D6B-BK-1L 带塑料盖 With plastic cover D6B-BK-1L-CV 带金属盖 With metal cover D6B-BK-1L-MCV	-- -- --	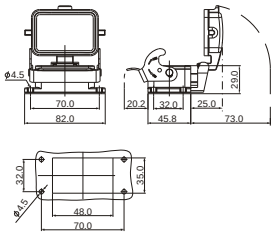
	下壳 封底 Housings, surface mounting	D6B-SF-1L-M20 D6B-SF-1L-2M20 D6B-SF-1L-M25 D6B-SF-1L-2M25 D6B-SF-1L-PG16 D6B-SF-1L-2PG16 带塑料盖 With plastic cover D6B-SF-1L-CV-M20 D6B-SF-1L-CV-2M20 D6B-SF-1L-CV-M25 D6B-SF-1L-CV-2M25 D6B-SF-1L-CV-PG16 D6B-SF-1L-CV-2PG16 带金属盖 With metal cover D6B-SF-1L-MCV-M20 D6B-SF-1L-MCV-2M20 D6B-SF-1L-MCV-M25 D6B-SF-1L-MCV-2M25 D6B-SF-1L-MCV-PG16 D6B-SF-1L-MCV-2PG16	M20 2M20 M25 2M25 PG16 2PG16 M20 2M20 M25 2M25 PG16 2PG16 M20 2M20 M25 2M25 PG16 2PG16	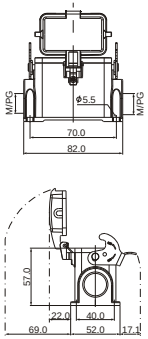
	下壳 封底 高结构 Housings, surface mounting high construction	D6B-SFH-1L-M25 D6B-SFH-1L-2M25 D6B-SFH-1L-M32 D6B-SFH-1L-2M32 D6B-SFH-1L-PG21 D6B-SFH-1L-2PG21 D6B-SFH-1L-PG29 D6B-SFH-1L-2PG29 带塑料盖 With plastic cover D6B-SFH-1L-CV-M25 D6B-SFH-1L-CV-2M25 D6B-SFH-1L-CV-M32 D6B-SFH-1L-CV-2M32 D6B-SFH-1L-CV-PG21 D6B-SFH-1L-CV-2PG21 D6B-SFH-1L-CV-PG29 D6B-SFH-1L-CV-2PG29 带金属盖 With metal cover D6B-SFH-1L-MCV-M25 D6B-SFH-1L-MCV-2M25 D6B-SFH-1L-MCV-M32 D6B-SFH-1L-MCV-2M32 D6B-SFH-1L-MCV-PG21 D6B-SFH-1L-MCV-2PG21 D6B-SFH-1L-MCV-PG29 D6B-SFH-1L-MCV-2PG29	M25 2M25 M32 2M32 PG21 2PG21 PG29 2PG29 M25 2M25 M32 2M32 PG21 2PG21 PG29 2PG29 M25 2M25 M32 2M32 PG21 2PG21 PG29 2PG29	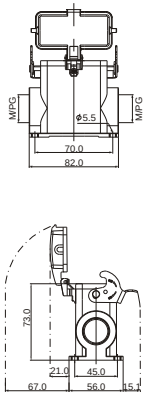

D10B 金属外壳 Metal Hoods & Housings

防护等级 Degree of protection : IP65

外壳 Hoods & Housings	描述 Description	型号 Type	螺纹 Thread	图纸 Drawing
	上壳 侧出线 Hoods, side entry	D10B-SE-2g-M20 D10B-SE-2g-M25 D10B-SE-2g-PG16	M20 M25 PG16	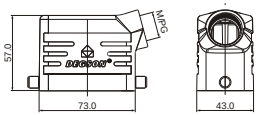
	上壳 侧出线 高结构 Hoods, side entry, high construction	D10B-SEH-2g-M25 D10B-SEH-2g-M32 D10B-SEH-2g-PG21 D10B-SEH-2g-PG29	M25 M32 PG21 PG29	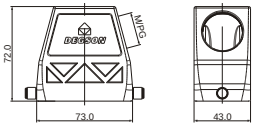
	上壳 顶出线 Hoods, top entry	D10B-TE-2g-M20 D10B-TE-2g-M25 D10B-TE-2g-PG16	M20 M25 PG16	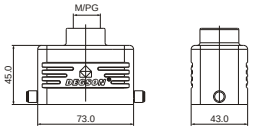
	上壳 顶出线 高结构 Hoods, top entry, high construction	D10B-TEH-2g-M25 D10B-TEH-2g-M32 D10B-TEH-2g-PG21 D10B-TEH-2g-PG29	M25 M32 PG21 PG29	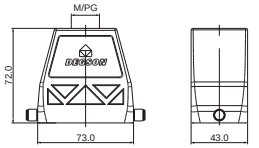
	下壳 电缆对接 Housings, cable to cable	D10B-CCT-1L-M20 D10B-CCT-1L-M25 D10B-CCT-1L-PG16	M20 M25 PG16	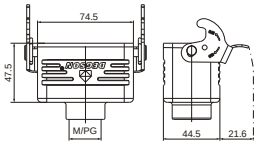
	下壳 电缆对接 高结构 Housings, cable to cable high construction	D10B-CCTH-1L-M25 D10B-CCTH-1L-M32 D10B-CCTH-1L-PG21 D10B-CCTH-1L-PG29	M25 M32 PG21 PG29	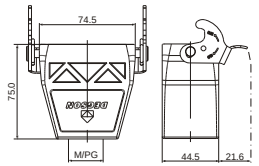

D10B 金属外壳 Metal Hoods & Housings

防护等级 Degree of protection : IP65

外壳 Hoods & Housings	描述 Description	型号 Type	螺纹 Thread	图纸 Drawing
	下壳 不封底 Housings, bulkhead mounting	D10B-BK-1L 带塑料盖 With plastic cover D10B-BK-1L-CV 带金属盖 With metal cover D10B-BK-1L-MCV	-- -- --	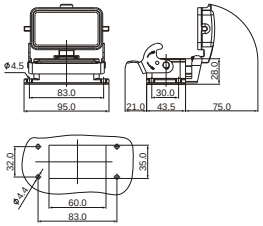
	下壳 封底 Housings, surface mounting	D10B-SF-1L-M20 D10B-SF-1L-2M20 D10B-SF-1L-M25 D10B-SF-1L-2M25 D10B-SF-1L-PG16 D10B-SF-1L-2PG16 带塑料盖 With plastic cover D10B-SF-1L-CV-M20 D10B-SF-1L-CV-2M20 D10B-SF-1L-CV-M25 D10B-SF-1L-CV-2M25 D10B-SF-1L-CV-PG16 D10B-SF-1L-CV-2PG16 带金属盖 With metal cover D10B-SF-1L-MCV-M20 D10B-SF-1L-MCV-2M20 D10B-SF-1L-MCV-M25 D10B-SF-1L-MCV-2M25 D10B-SF-1L-MCV-PG16 D10B-SF-1L-MCV-2PG16	M20 2M20 M25 2M25 PG16 2PG16 M20 2M20 M25 2M25 PG16 2PG16 M20 2M20 M25 2M25 PG16 2PG16	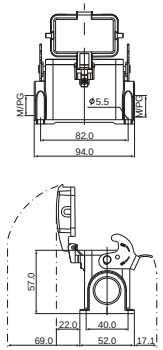
	下壳 封底 高结构 Housings, surface mounting high construction	D10B-SFH-1L-M25 D10B-SFH-1L-2M25 D10B-SFH-1L-M32 D10B-SFH-1L-2M32 D10B-SFH-1L-PG21 D10B-SFH-1L-2PG21 D10B-SFH-1L-PG29 D10B-SFH-1L-2PG29 带塑料盖 With plastic cover D10B-SFH-1L-CV-M25 D10B-SFH-1L-CV-2M25 D10B-SFH-1L-CV-M32 D10B-SFH-1L-CV-2M32 D10B-SFH-1L-CV-PG21 D10B-SFH-1L-CV-2PG21 D10B-SFH-1L-CV-PG29 D10B-SFH-1L-CV-2PG29 带金属盖 With metal cover D10B-SFH-1L-MCV-M25 D10B-SFH-1L-MCV-2M25 D10B-SFH-1L-MCV-M32 D10B-SFH-1L-MCV-2M32 D10B-SFH-1L-MCV-PG21 D10B-SFH-1L-MCV-2PG21 D10B-SFH-1L-MCV-PG29 D10B-SFH-1L-MCV-2PG29	M25 2M25 M32 2M32 PG21 2PG21 PG29 2PG29 M25 2M25 M32 2M32 PG21 2PG21 PG29 2PG29 M25 2M25 M32 2M32 PG21 2PG21 PG29 2PG29	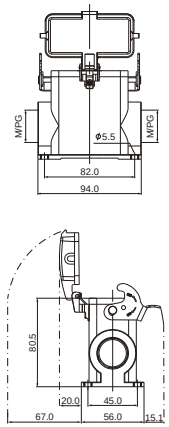

DEGSON®
Hoods & Housings Series

D10B 金属外壳 Metal Hoods & Housings

防护等级 Degree of protection : IP65

外壳 Hoods & Housings	描述 Description	型号 Type	螺纹 Thread	图纸 Drawing
	上壳 侧出线 Hoods, side entry	D10B-SE-4g-M20 D10B-SE-4g-M25 D10B-SE-4g-PG16	M20 M25 PG16	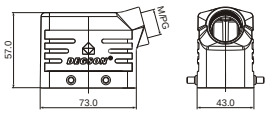
	上壳 侧出线 高结构 Hoods, side entry, high construction	D10B-SEH-4g-M25 D10B-SEH-4g-M32 D10B-SEH-4g-PG21 D10B-SEH-4g-PG29	M25 M32 PG21 PG29	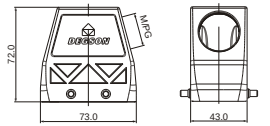
	上壳 顶出线 Hoods, top entry	D10B-TE-4g-M20 D10B-TE-4g-M25 D10B-TE-4g-PG16	M20 M25 PG16	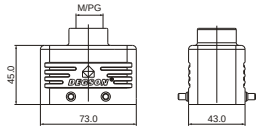
	上壳 顶出线 高结构 Hoods, top entry, high construction	D10B-TEH-4g-M25 D10B-TEH-4g-M32 D10B-TEH-4g-PG21 D10B-TEH-4g-PG29	M25 M32 PG21 PG29	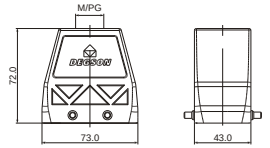
	下壳 不封底 Housings, bulkhead mounting	D10B-BK-2L	--	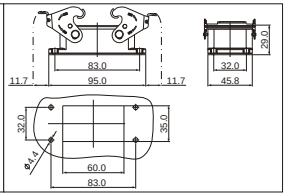
	下壳 封底 Housings, surface mounting	D10B-SF-2L-M20 D10B-SF-2L-2M20 D10B-SF-2L-M25 D10B-SF-2L-2M25 D10B-SF-2L-PG16 D10B-SF-2L-2PG16	M20 2M20 M25 2M25 PG16 2PG16	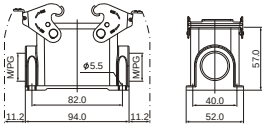

D10B 金属外壳 Metal Hoods & Housings

防护等级 Degree of protection : IP65

外壳 Hoods & Housings	描述 Description	型号 Type	螺纹 Thread	图纸 Drawing
	下壳 封底 高结构 Housings, surface mounting high construction	D10B-SFH-2L-M25 D10B-SFH-2L-2M25 D10B-SFH-2L-M32 D10B-SFH-2L-2M32 D10B-SFH-2L-PG21 D10B-SFH-2L-2PG21 D10B-SFH-2L-PG29 D10B-SFH-2L-2PG29	M25 2M25 M32 2M32 PG21 2PG21 PG29 2PG29	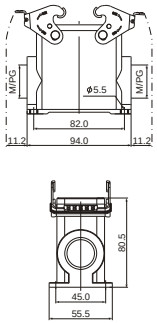
	下壳 电缆对接 Housings, cable to cable	D10B-CCT-2L-M20 D10B-CCT-2L-M25 D10B-CCT-2L-PG16	M20 M25 PG16	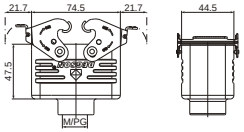
	下壳 电缆对接 高结构 Housings, cable to cable high construction	D10B-CCTH-2L-M25 D10B-CCTH-2L-M32 D10B-CCTH-2L-PG21 D10B-CCTH-2L-PG29	M25 M32 PG21 PG29	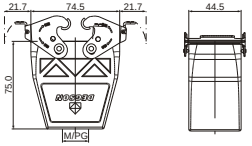
	防护盖 Protection	带塑料盖 With plastic cover D10B-CV-4C	--	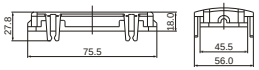
	防护盖 Protection	带塑料盖 With plastic cover D10B-CV-4g/1S D10B-CV-4g/2S 带金属盖 With metal cover D10B-MCV-4g/1S D10B-MCV-4g/2S		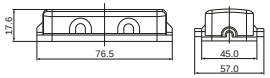

DEGSON®
Hoods & Housings Series

D10B 金属外壳 Metal Hoods & Housings

防护等级 Degree of protection : IP65

外壳 Hoods & Housings	描述 Description	型号 Type	螺纹 Thread	图纸 Drawing
	上壳 侧出线 Hoods, side entry	D10B-SE-2L-M20 D10B-SE-2L-PG16	M20 PG16	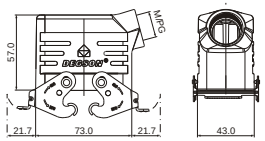
	上壳 侧出线 高结构 Hoods, side entry, high construction	D10B-SEH-2L-M25 D10B-SEH-2L-M32 D10B-SEH-2L-PG21 D10B-SEH-2L-PG29	M25 M32 PG21 PG29	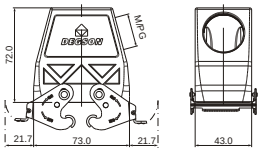
	上壳 顶出线 Hoods, top entry	D10B-TE-2L-M20 D10B-TE-2L-PG16	M20 PG16	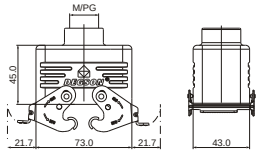
	上壳 顶出线 高结构 Hoods, top entry, high construction	D10B-TEH-2L-M25 D10B-TEH-2L-M32 D10B-TEH-2L-PG21 D10B-TEH-2L-PG29	M25 M32 PG21 PG29	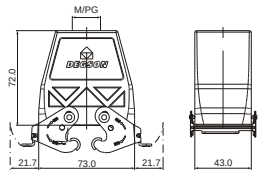
	下壳 不封底 Housings, bulkhead mounting	D10B-BK-4g 带塑料盖 With plastic cover D10B-BK-4g-CV 带金属盖 With metal cover D10B-BK-4g-MCV	--	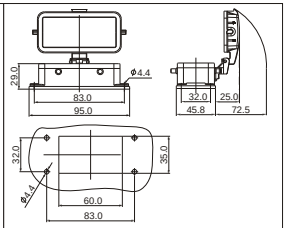

D10B 金属外壳 Metal Hoods & Housings

防护等级 Degree of protection : IP65

外壳 Hoods & Housings	描述 Description	型号 Type	螺纹 Thread	图纸 Drawing
	下壳 封底 Housings, surface mounting	D10B-SF-4g-M20 D10B-SF-4g-2M20 D10B-SF-4g-M25 D10B-SF-4g-2M25 D10B-SF-4g-PG16 D10B-SF-4g-2PG16 带塑料盖 With plastic cover D10B-SF-4g-CV-M20 D10B-SF-4g-CV-2M20 D10B-SF-4g-CV-M25 D10B-SF-4g-CV-2M25 D10B-SF-4g-CV-PG16 D10B-SF-4g-CV-2PG16 带金属盖 With metal cover D10B-SF-4g-MCV-M20 D10B-SF-4g-MCV-2M20 D10B-SF-4g-MCV-M25 D10B-SF-4g-MCV-2M25 D10B-SF-4g-MCV-PG16 D10B-SF-4g-MCV-2PG16	M20 2M20 M25 2M25 PG16 2PG16 M20 2M20 M25 2M25 PG16 2PG16 M20 2M20 M25 2M25 PG16 2PG16	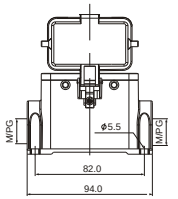 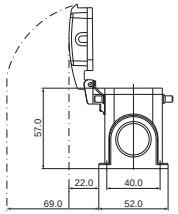
	下壳 封底 高结构 Housings, surface mounting high construction	D10B-SFH-4g-M25 D10B-SFH-4g-2M25 D10B-SFH-4g-M32 D10B-SFH-4g-2M32 D10B-SFH-4g-PG21 D10B-SFH-4g-2PG21 D10B-SFH-4g-PG29 D10B-SFH-4g-2PG29 带塑料盖 With plastic cover D10B-SFH-4g-CV-M25 D10B-SFH-4g-CV-2M25 D10B-SFH-4g-CV-M32 D10B-SFH-4g-CV-2M32 D10B-SFH-4g-CV-PG21 D10B-SFH-4g-CV-2PG21 D10B-SFH-4g-CV-PG29 D10B-SFH-4g-CV-2PG29 带金属盖 With metal cover D10B-SFH-4g-MCV-M25 D10B-SFH-4g-MCV-2M25 D10B-SFH-4g-MCV-M32 D10B-SFH-4g-MCV-2M32 D10B-SFH-4g-MCV-PG21 D10B-SFH-4g-MCV-2PG21 D10B-SFH-4g-MCV-PG29 D10B-SFH-4g-MCV-2PG29	M25 2M25 M32 2M32 PG21 2PG21 PG29 2PG29 M25 2M25 M32 2M32 PG21 2PG21 PG29 2PG29 M25 2M25 M32 2M32 PG21 2PG21 PG29 2PG29	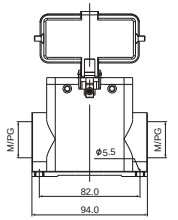 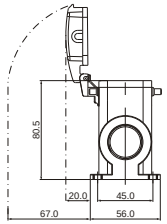

DEGSON®
Hoods & Housings Series

D16B 金属外壳 Metal Hoods & Housings

防护等级 Degree of protection : IP65

外壳 Hoods & Housings	描述 Description	型号 Type	螺纹 Thread	图纸 Drawing
	上壳 侧出线 Hoods, side entry	D16B-SE-2g-M25 D16B-SE-2g-M32 D16B-SE-2g-PG21	M25 M32 PG21	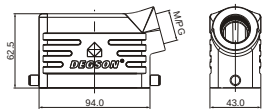
	上壳 侧出线 高结构 Hoods, side entry, high construction	D16B-SEH-2g-M32 D16B-SEH-2g-M40 D16B-SEH-2g-PG21 D16B-SEH-2g-PG29	M32 M40 PG21 PG29	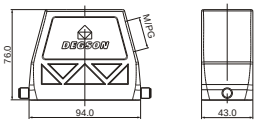
	上壳 顶出线 Hoods, top entry	D16B-TE-2g-M25 D16B-TE-2g-M32 D16B-TE-2g-PG21	M25 M32 PG21	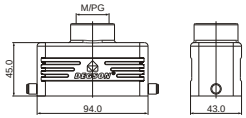
	上壳 顶出线 高结构 Hoods, top entry, high construction	D16B-TEH-2g-M32 D16B-TEH-2g-M40 D16B-TEH-2g-PG21 D16B-TEH-2g-PG29	M32 M40 PG21 PG29	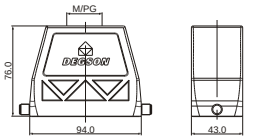
	下壳 电缆对接 Housings, cable to cable	D16B-CCT-1L-M25 D16B-CCT-1L-M32 D16B-CCT-1L-PG21	M25 M32 PG21	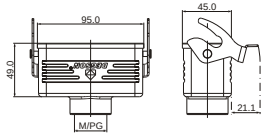
	下壳 电缆对接 高结构 Housings, cable to cable high construction	D16B-CCTH-1L-M32 D16B-CCTH-1L-M40 D16B-CCTH-1L-PG21 D16B-CCTH-1L-PG29	M32 M40 PG21 PG29	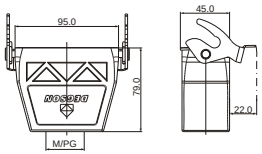

D16B 金属外壳 Metal Hoods & Housings

防护等级 Degree of protection : IP65

外壳 Hoods & Housings	描述 Description	型号 Type	螺纹 Thread	图纸 Drawing
	下壳 不封底 Housings, bulkhead mounting	D16B-BK-1L 带塑料盖 With plastic cover D16B-BK-1L-CV 带金属盖 With metal cover D16B-BK-1L-MCV	-- -- --	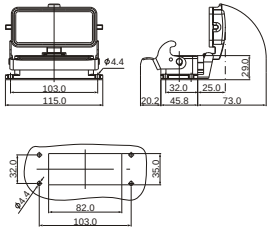
	下壳 封底 Housings, surface mounting	D16B-SF-1L-M25 D16B-SF-1L-2M25 D16B-SF-1L-PG21 D16B-SF-1L-2PG21 带塑料盖 With plastic cover D16B-SF-1L-CV-M25 D16B-SF-1L-CV-2M25 D16B-SF-1L-CV-PG21 D16B-SF-1L-CV-2PG21 带金属盖 With metal cover D16B-SF-1L-MCV-M25 D16B-SF-1L-MCV-2M25 D16B-SF-1L-MCV-PG21 D16B-SF-1L-MCV-2PG21	M25 2M25 PG21 2PG21 M25 2M25 PG21 2PG21 M25 2M25 PG21 2PG21	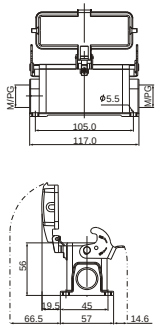
	下壳 封底 高结构 Housings, surface mounting high construction	D16B-SFH-1L-M32 D16B-SFH-1L-2M32 D16B-SFH-1L-PG21 D16B-SFH-1L-2PG21 D16B-SFH-1L-PG29 D16B-SFH-1L-2PG29 带塑料盖 With plastic cover D16B-SFH-1L-CV-M32 D16B-SFH-1L-CV-2M32 D16B-SFH-1L-CV-PG21 D16B-SFH-1L-CV-2PG21 D16B-SFH-1L-CV-PG29 D16B-SFH-1L-CV-2PG29 带金属盖 With metal cover D16B-SFH-1L-MCV-M32 D16B-SFH-1L-MCV-2M32 D16B-SFH-1L-MCV-PG21 D16B-SFH-1L-MCV-2PG21 D16B-SFH-1L-MCV-PG29 D16B-SFH-1L-MCV-2PG29	M32 2M32 PG21 2PG21 PG29 2PG29 M32 2M32 PG21 2PG21 PG29 2PG29 M32 2M32 PG21 2PG21 PG29 2PG29	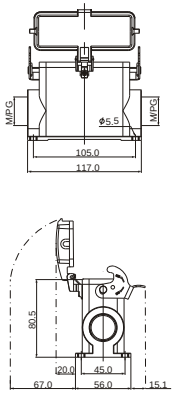

DEGSON®
Hoods & Housings Series

D16B 金属外壳 Metal Hoods & Housings

防护等级 Degree of protection : IP65

外壳 Hoods & Housings	描述 Description	型号 Type	螺纹 Thread	图纸 Drawing
	上壳 侧出线 Hoods, side entry	D16B-SE-4g-M25 D16B-SE-4g-M32 D16B-SE-4g-PG21	M25 M32 PG21	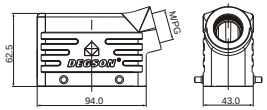
	上壳 侧出线 高结构 Hoods, side entry, high construction	D16B-SEH-4g-M25 D16B-SEH-4g-M32 D16B-SEH-4g-M40 D16B-SEH-4g-PG21 D16B-SEH-4g-PG29	M25 M32 M40 PG21 PG29	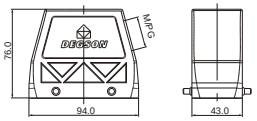
	上壳 顶出线 Hoods, top entry	D16B-TE-4g-M25 D16B-TE-4g-M32 D16B-TE-4g-PG21	M25 M32 PG21	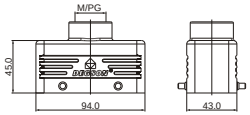
	上壳 顶出线 高结构 Hoods, top entry, high construction	D16B-TEH-4g-M25 D16B-TEH-4g-M32 D16B-TEH-4g-M40 D16B-TEH-4g-PG21 D16B-TEH-4g-PG29	M25 M32 M40 PG21 PG29	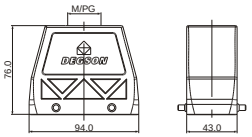
	下壳 不封底 Housings, bulkhead mounting	D16B-BK-2L	--	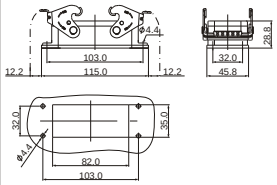
	下壳 封底 Housings, surface mounting	D16B-SF-2L-M25 D16B-SF-2L-2M25 D16B-SF-2L-PG21 D16B-SF-2L-2PG21	M25 2M25 PG16 2PG16	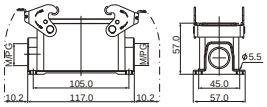

D16B 金属外壳 Metal Hoods & Housings

防护等级 Degree of protection : IP65

外壳 Hoods & Housings	描述 Description	型号 Type	螺纹 Thread	图纸 Drawing
	下壳 封底 高结构 Housings, surface mounting high construction	D16B-SFH-2L-M25 D16B-SFH-2L-2M25 D16B-SFH-2L-M32 D16B-SFH-2L-2M32 D16B-SFH-2L-M40 D16B-SFH-2L-2M40 D16B-SFH-2L-PG21 D16B-SFH-2L-2PG21 D16B-SFH-2L-PG29 D16B-SFH-2L-2PG29	M25 2M25 M32 2M32 M40 2M40 PG21 2PG21 PG29 2PG29	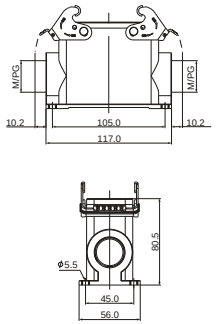
	下壳 电缆对接 Housings, cable to cable	D16B-CCT-2L-M25 D16B-CCT-2L-M32 D16B-CCT-2L-PG21	M25 M32 PG21	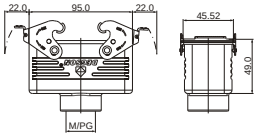
	下壳 电缆对接 高结构 Housings, cable to cable high construction	D16B-CCTH-2L-M25 D16B-CCTH-2L-M32 D16B-CCTH-2L-M40 D16B-CCTH-2L-PG21 D16B-CCTH-2L-PG29	M25 M32 M40 PG21 PG29	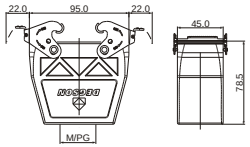
	防护盖 Protection	带塑料盖 With plastic cover D16B-CV-4C	--	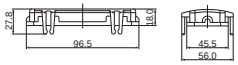
	防护盖 Protection	带塑料盖 With plastic cover D16B-CV-4g/1S D16B-CV-4g/2S 带金属盖 With metal cover D16B-MCV-4g/1S D16B-MCV-4g/2S		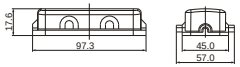

DEGSON®
Hoods & Housings Series

D16B 金属外壳 Metal Hoods & Housings

防护等级 Degree of protection : IP65

外壳 Hoods & Housings	描述 Description	型号 Type	螺纹 Thread	图纸 Drawing
	上壳 侧出线 Hoods, side entry	D16B-SE-2L-M25 D16B-SE-2L-M32 D16B-SE-2L-PG21	M25 M32 PG21	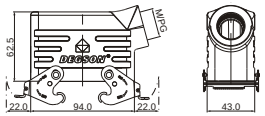
	上壳 侧出线 高结构 Hoods, side entry, high construction	D16B-SEH-2L-M25 D16B-SEH-2L-M32 D16B-SEH-2L-M40 D16B-SEH-2L-PG21 D16B-SEH-2L-PG29	M25 M32 M40 PG21 PG29	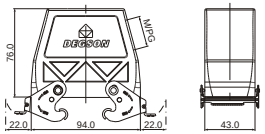
	上壳 顶出线 Hoods, top entry	D16B-TE-2L-M25 D16B-TE-2L-M32 D16B-TE-2L-PG21	M25 M32 PG21	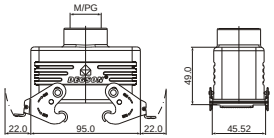
	上壳 顶出线 高结构 Hoods, top entry, high construction	D16B-TEH-2L-M25 D16B-TEH-2L-M32 D16B-TEH-2L-M40 D16B-TEH-2L-PG21 D16B-TEH-2L-PG29	M25 M32 M40 PG21 PG29	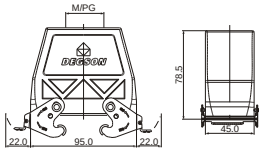
	下壳 不封底 Housings, bulkhead mounting	D16B-BK-4g 带塑料盖 With plastic cover D16B-BK-4g-CV 带金属盖 With metal cover D16B-BK-4g-MCV	-- -- --	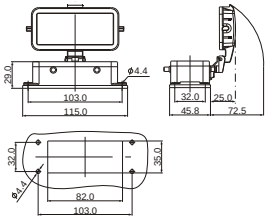

D16B 金属外壳 Metal Hoods & Housings

防护等级 Degree of protection : IP65

外壳 Hoods & Housings	描述 Description	型号 Type	螺纹 Thread	图纸 Drawing
	下壳 封底 Housings, surface mounting	D16B-SF-4g-M25 D16B-SF-4g-2M25 D16B-SF-4g-PG21 D16B-SF-4g-2PG21 带塑料盖 With plastic cover D16B-SF-4g-CV-M25 D16B-SF-4g-CV-2M25 D16B-SF-4g-CV-PG21 D16B-SF-4g-CV-2PG21 带金属盖 With metal cover D16B-SF-4g-MCV-M25 D16B-SF-4g-MCV-2M25 D16B-SF-4g-MCV-PG21 D16B-SF-4g-MCV-2PG21	M25 2M25 PG21 2PG21 M25 2M25 PG21 2PG21 M25 2M25 PG21 2PG21	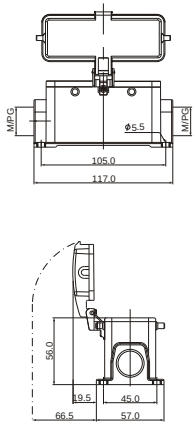
	下壳 封底 高结构 Housings, surface mounting high construction	D16B-SFH-4g-M32 D16B-SFH-4g-2M32 D16B-SFH-4g-PG21 D16B-SFH-4g-2PG21 D16B-SFH-4g-PG29 D16B-SFH-4g-2PG29 带塑料盖 With plastic cover D16B-SFH-4g-CV-M32 D16B-SFH-4g-CV-2M32 D16B-SFH-4g-CV-PG21 D16B-SFH-4g-CV-2PG21 D16B-SFH-4g-CV-PG29 D16B-SFH-4g-CV-2PG29 带金属盖 With metal cover D16B-SFH-4g-MCV-M32 D16B-SFH-4g-MCV-2M32 D16B-SFH-4g-MCV-PG21 D16B-SFH-4g-MCV-2PG21 D16B-SFH-4g-MCV-PG29 D16B-SFH-4g-MCV-2PG29	M32 2M32 PG21 2PG21 PG29 2PG29 M32 2M32 PG21 2PG21 PG29 2PG29 M32 2M32 PG21 2PG21 PG29 2PG29	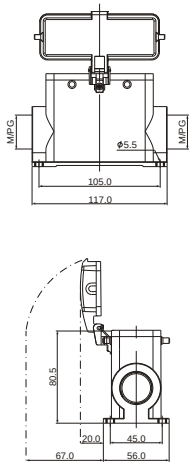

D24B 金属外壳 Metal Hoods & Housings

防护等级 Degree of protection : IP65

外壳 Hoods & Housings	描述 Description	型号 Type	螺纹 Thread	图纸 Drawing
	上壳 侧出线 Hoods, side entry	D24B-SE-2g-M25 D24B-SE-2g-M32 D24B-SE-2g-PG21	M25 M32 PG21	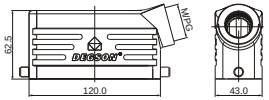
	上壳 侧出线 高结构 Hoods, side entry, high construction	D24B-SEH-2g-M32 D24B-SEH-2g-M40 D24B-SEH-2g-PG21 D24B-SEH-2g-PG29	M32 M40 PG21 PG29	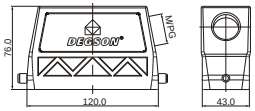
	上壳 顶出线 Hoods, top entry	D24B-TE-2g-M25 D24B-TE-2g-M32 D24B-TE-2g-PG21	M25 M32 PG21	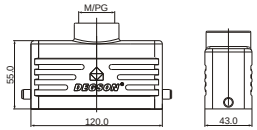
	上壳 顶出线 高结构 Hoods, top entry, high construction	D24B-TEH-2g-M32 D24B-TEH-2g-M40 D24B-TEH-2g-PG21 D24B-TEH-2g-PG29	M32 M40 PG21 PG29	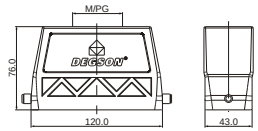
	下壳 电缆对接 Housings, cable to cable	D24B-CCT-1L-M25 D24B-CCT-1L-M32 D24B-CCT-1L-PG21	M25 M32 PG21	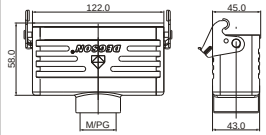
	下壳 电缆对接 高结构 Housings, cable to cable high construction	D24B-CCTH-1L-M32 D24B-CCTH-1L-M40 D24B-CCTH-1L-PG21 D24B-CCTH-1L-PG29	M32 M40 PG21 PG29	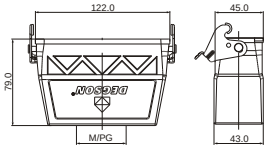

D24B 金属外壳 Metal Hoods & Housings

防护等级 Degree of protection : IP65

外壳 Hoods & Housings	描述 Description	型号 Type	螺纹 Thread	图纸 Drawing
	下壳 不封底 Housings, bulkhead mounting	D24B-BK-1L 带塑料盖 With plastic cover D24B-BK-1L-CV 带金属盖 With metal cover D24B-BK-1L-MCV	-- -- --	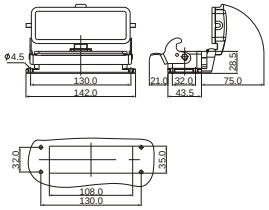
	下壳 封底 Housings, surface mounting	D24B-SF-1L-M25 D24B-SF-1L-2M25 D24B-SF-1L-PG21 D24B-SF-1L-2PG21 带塑料盖 With plastic cover D24B-SF-1L-CV-M25 D24B-SF-1L-CV-2M25 D24B-SF-1L-CV-PG21 D24B-SF-1L-CV-2PG21 带金属盖 With metal cover D24B-SF-1L-MCV-M25 D24B-SF-1L-MCV-2M25 D24B-SF-1L-MCV-PG21 D24B-SF-1L-MCV-2PG21	M25 2M25 PG21 2PG21 M25 2M25 PG21 2PG21 M25 2M25 PG21 2PG21	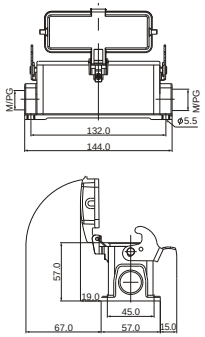
	下壳 封底 高结构 Housings, surface mounting high construction	D24B-SFH-1L-M32 D24B-SFH-1L-2M32 D24B-SFH-1L-PG21 D24B-SFH-1L-2PG21 D24B-SFH-1L-PG29 D24B-SFH-1L-2PG29 带塑料盖 With plastic cover D24B-SFH-1L-CV-M32 D24B-SFH-1L-CV-2M32 D24B-SFH-1L-CV-PG21 D24B-SFH-1L-CV-2PG21 D24B-SFH-1L-CV-PG29 D24B-SFH-1L-CV-2PG29 带金属盖 With metal cover D24B-SFH-1L-MCV-M32 D24B-SFH-1L-MCV-2M32 D24B-SFH-1L-MCV-PG21 D24B-SFH-1L-MCV-2PG21 D24B-SFH-1L-MCV-PG29 D24B-SFH-1L-MCV-2PG29	M32 2M32 PG21 2PG21 PG29 2PG29 M32 2M32 PG21 2PG21 PG29 2PG29 M32 2M32 PG21 2PG21 PG29 2PG29	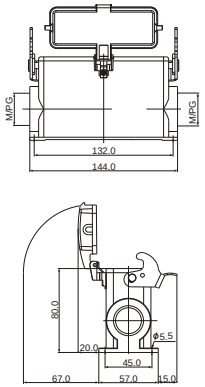

DEGSON®
Hoods & Housings Series

D24B 金属外壳 Metal Hoods & Housings

防护等级 Degree of protection : IP65

外壳 Hoods & Housings	描述 Description	型号 Type	螺纹 Thread	图纸 Drawing
	上壳 侧出线 Hoods, side entry	D24B-SE-4g-M25 D24B-SE-4g-M32 D24B-SE-4g-PG21	M25 M32 PG21	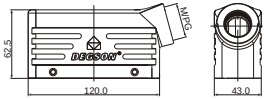
	上壳 侧出线 高结构 Hoods, side entry, high construction	D24B-SEH-4g-M32 D24B-SEH-4g-M40 D24B-SEH-4g-PG21 D24B-SEH-4g-PG29	M32 M40 PG21 Pg29	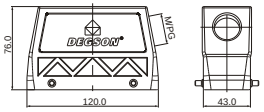
	上壳 顶出线 Hoods, top entry	D24B-TE-4g-M25 D24B-TE-4g-M32 D24B-TE-4g-PG21	M25 M32 PG21	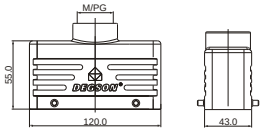
	上壳 顶出线 高结构 Hoods, top entry, high construction	D24B-TEH-4g-M32 D24B-TEH-4g-M40 D24B-TEH-4g-PG21 D24B-TEH-4g-PG29	M32 M40 PG21 PG29	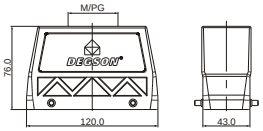
	下壳 不封底 Housings, bulkhead mounting	D24B-BK-2L	--	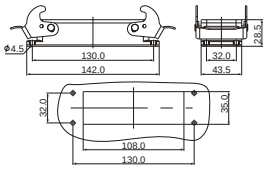
	下壳 封底 Housings, surface mounting	D24B-SF-2L-M25 D24B-SF-2L-2M25 D24B-SF-2L-PG21 D24B-SF-2L-2PG21	M25 2M25 PG16 2PG16	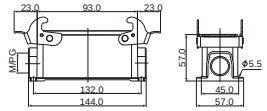

D24B 金属外壳 Metal Hoods & Housings

防护等级 Degree of protection : IP65

外壳 Hoods & Housings	描述 Description	型号 Type	螺纹 Thread	图纸 Drawing
	下壳 封底 高结构 Housings, surface mounting high construction	D24B-SFH-2L-M32 D24B-SFH-2L-2M32 D24B-SFH-2L-M40 D24B-SFH-2L-2M40 D24B-SFH-2L-PG21 D24B-SFH-2L-2PG21 D24B-SFH-2L-PG29 D24B-SFH-2L-2PG29	M32 2M32 M40 2M40 PG21 2PG21 PG29 2PG29	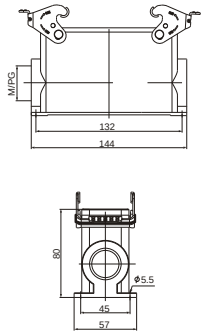
	下壳 电缆对接 Housings, cable to cable	D24B-CCT-2L-M25 D24B-CCT-2L-M32 D24B-CCT-2L-PG21	M25 M32 PG21	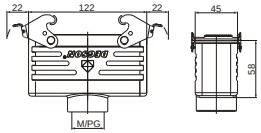
	下壳 电缆对接 高结构 Housings, cable to cable high construction	D24B-CCTH-2L-M32 D24B-CCTH-2L-M40 D24B-CCTH-2L-PG21 D24B-CCTH-2L-PG29	M32 M40 PG21 PG29	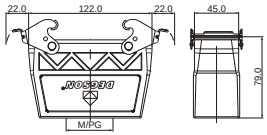
	防护盖 Protection	带塑料盖 With plastic cover D24B-CV-4C	--	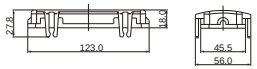
	防护盖 Protection	带塑料盖 With plastic cover D24B-CV-4g/1S D24B-CV-4g/2S 带金属盖 With metal cover D24B-MCV-4g/1S D24B-MCV-4g/2S		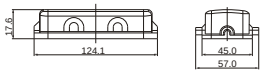

DEGSON®
Hoods & Housings Series

D24B 金属外壳 Metal Hoods & Housings

防护等级 Degree of protection : IP65

外壳 Hoods & Housings	描述 Description	型号 Type	螺纹 Thread	图纸 Drawing
	上壳 侧出线 Hoods, side entry	D24B-SE-2L-M25 D24B-SE-2L-M32 D24B-SE-2L-PG21	M25 M32 PG21	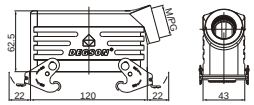
	上壳 侧出线 高结构 Hoods, side entry, high construction	D24B-SEH-2L-M32 D24B-SEH-2L-M40 D24B-SEH-2L-PG21 D24B-SEH-2L-PG29	M32 M40 PG21 Pg29	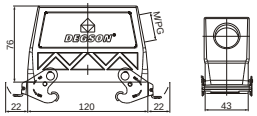
	上壳 顶出线 Hoods, top entry	D24B-TE-2L-M25 D24B-TE-2L-M32 D24B-TE-2L-PG21	M25 M32 PG21	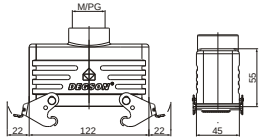
	上壳 顶出线 高结构 Hoods, top entry, high construction	D24B-TEH-2L-M32 D24B-TEH-2L-M40 D24B-TEH-2L-PG21 D24B-TEH-2L-PG29	M32 M40 PG21 PG29	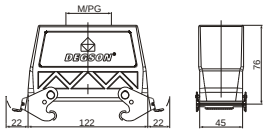
	下壳 不封底 Housings, bulkhead mounting	D24B-BK-4g 带塑料盖 With plastic cover D24B-BK-4g-CV 带金属盖 With metal cover D24B-BK-4g-MCV	-- -- --	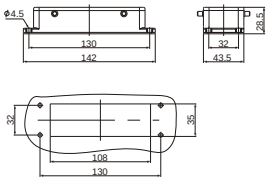

D24B 金属外壳 Metal Hoods & Housings

防护等级 Degree of protection : IP65

外壳 Hoods & Housings	描述 Description	型号 Type	螺纹 Thread	图纸 Drawing
	下壳 封底 Housings, surface mounting	D24B-SF-4g-M25 D24B-SF-4g-2M25 D24B-SF-4g-PG21 D24B-SF-4g-2PG21 带塑料盖 With plastic cover D24B-SF-4g-CV-M25 D24B-SF-4g-CV-2M25 D24B-SF-4g-CV-PG21 D24B-SF-4g-CV-2PG21 带金属盖 With metal cover D24B-SF-4g-MCV-M25 D24B-SF-4g-MCV-2M25 D24B-SF-4g-MCV-PG21 D24B-SF-4g-MCV-2PG21	M25 2M25 PG21 2PG21 M25 2M25 PG21 2PG21 M25 2M25 PG21 2PG21	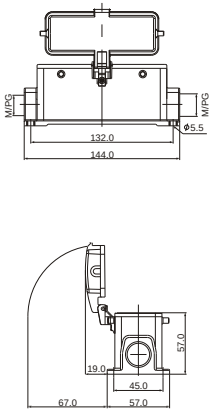
	下壳 封底 高结构 Housings, surface mounting high construction	D24B-SFH-4g-M32 D24B-SFH-4g-2M32 D24B-SFH-4g-PG21 D24B-SFH-4g-2PG21 D24B-SFH-4g-PG29 D24B-SFH-4g-2PG29 带塑料盖 With plastic cover D24B-SFH-4g-CV-M32 D24B-SFH-4g-CV-2M32 D24B-SFH-4g-CV-PG21 D24B-SFH-4g-CV-2PG21 D24B-SFH-4g-CV-PG29 D24B-SFH-4g-CV-2PG29 带金属盖 With metal cover D24B-SFH-4g-MCV-M32 D24B-SFH-4g-MCV-2M32 D24B-SFH-4g-MCV-PG21 D24B-SFH-4g-MCV-2PG21 D24B-SFH-4g-MCV-PG29 D24B-SFH-4g-MCV-2PG29	M32 2M32 PG21 2PG21 PG29 2PG29 M32 2M32 PG21 2PG21 PG29 2PG29 M32 2M32 PG21 2PG21 PG29 2PG29	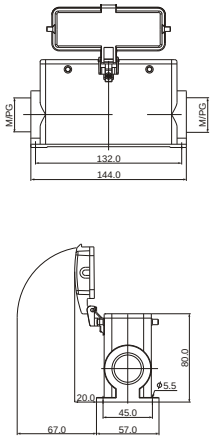

DEGSON®
Hoods & Housings Series

D32B 金属外壳 Metal Hoods & Housings

防护等级 Degree of protection : IP65

外壳 Hoods & Housings	描述 Description	型号 Type	螺纹 Thread	图纸 Drawing
	上壳 侧出线 Hoods, side entry	D32B-SE-2g-M32 D32B-SE-2g-M40 D32B-SE-2g-M50 D32B-SE-2g-PG29 D32B-SE-2g-PG36 D32B-SE-2g-PG42	M32 M40 M50 PG29 PG36 PG42	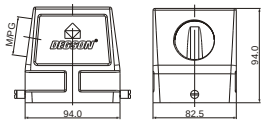
	上壳 顶出线 Hoods, top entry	D32B-TE-2g-M32 D32B-TE-2g-M40 D32B-TE-2g-M50 D32B-TE-2g-PG29 D32B-TE-2g-PG36 D32B-TE-2g-PG42	M32 M40 M50 PG29 PG36 PG42	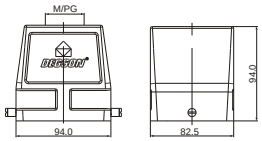
	下壳 不封底 Housings, bulkhead mounting	D32B-BK-1L 带塑料盖 With plastic cover D32B-BK-1L-CV	-- --	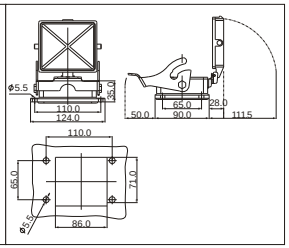
	下壳 封底 Housings, surface mounting	D32B-SF-1L-M32 D32B-SF-1L-2M32 D32B-SF-1L-M40 D32B-SF-1L-2M40 D32B-SF-1L-PG29 D32B-SF-1L-2PG29 D32B-SF-1L-PG36 D32B-SF-1L-2PG36 带塑料盖 With plastic cover D32B-SF-1L-CV-M32 D32B-SF-1L-CV-2M32 D32B-SF-1L-CV-M40 D32B-SF-1L-CV-2M40 D32B-SF-1L-CV-PG29 D32B-SF-1L-CV-2PG29 D32B-SF-1L-CV-PG36 D32B-SF-1L-CV-2PG36	M32 2M32 M40 2M40 PG29 2PG29 PG36 2PG36 M32 2M32 M40 2M40 PG29 2PG29 PG36 2PG36	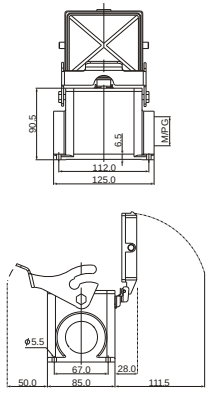

D32B 金属外壳 Metal Hoods & Housings

防护等级 Degree of protection : IP65

外壳 Hoods & Housings	描述 Description	型号 Type	螺纹 Thread	图纸 Drawing
	上壳 侧出线 Hoods, side entry	D32B-SE-4g-M32 D32B-SE-4g-M40 D32B-SE-4g-M50 D32B-SE-4g-PG29 D32B-SE-4g-PG36 D32B-SE-4g-PG42	M32 M40 M50 PG29 PG36 PG42	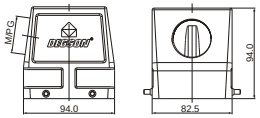
	上壳 顶出线 Hoods, top entry	D32B-TE-4g-M32 D32B-TE-4g-M40 D32B-TE-4g-M50 D32B-TE-4g-PG29 D32B-TE-4g-PG36 D32B-TE-4g-PG42	M32 M40 M50 PG29 PG36 PG42	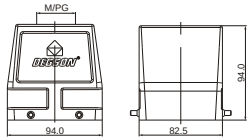
	下壳 不封底 Housings, bulkhead mounting	D32B-BK-2L	--	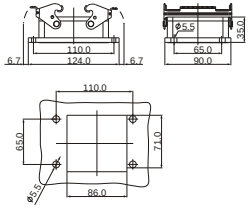
	下壳 封底 高结构 Housings, surface mounting high construction	D32B-SF-2L-M32 D32B-SF-2L-2M32 D32B-SF-2L-M40 D32B-SF-2L-2M40 D32B-SF-2L-PG29 D32B-SF-2L-2PG29 D32B-SF-2L-PG36 D32B-SF-2L-2PG36 D32B-SF-2L-2PG42	M32 2M32 M40 2M40 PG29 2PG29 PG36 2PG36 2PG42	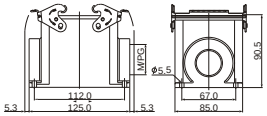
	下壳 电缆对接 Housings, cable to cable	D32B-CCT-2L-M32 D32B-CCT-2L-M40 D32B-CCT-2L-M50 D32B-CCT-2L-PG29 D32B-CCT-2L-PG36 D32B-CCT-2L-PG42	M32 M40 M50 PG29 PG36 PG42	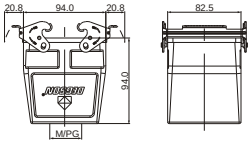

DEGSON®
Hoods & Housings Series

D48B 金属外壳 Metal Hoods & Housings

防护等级 Degree of protection : IP65

外壳 Hoods & Housings	描述 Description	型号 Type	螺纹 Thread	图纸 Drawing
	上壳 侧出线 Hoods, side entry	D48B-SE-2g-M32 D48B-SE-2g-M40 D48B-SE-2g-M50 D48B-SE-2g-PG29 D48B-SE-2g-PG36 D48B-SE-2g-PG42	M32 M40 M50 PG29 PG36 PG42	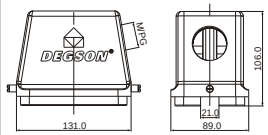
	上壳 顶出线 Hoods, top entry	D48B-TE-2g-M32 D48B-TE-2g-M40 D48B-TE-2g-M50 D48B-TE-2g-PG29 D48B-TE-2g-PG36 D48B-TE-2g-PG42	M32 M40 M50 PG29 PG36 PG42	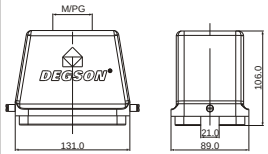
	下壳 不封底 Housings, bulkhead mounting	D48B-BK-1L 带塑料盖 With plastic cover D48B-BK-1L-CV	-- --	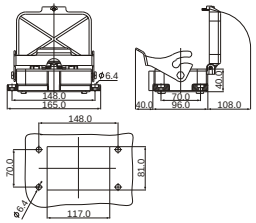
	下壳 封底 Housings, surface mounting	D48B-SF-1L-M32 D48B-SF-1L-2M32 D48B-SF-1L-M40 D48B-SF-1L-2M40 D48B-SF-1L-PG29 D48B-SF-1L-2PG29 D48B-SF-1L-PG36 D48B-SF-1L-2PG36 带塑料盖 With plastic cover D48B-SF-1L-CV-M32 D48B-SF-1L-CV-2M32 D48B-SF-1L-CV-M40 D48B-SF-1L-CV-2M40 D48B-SF-1L-CV-PG29 D48B-SF-1L-CV-2PG29 D48B-SF-1L-CV-PG36 D48B-SF-1L-CV-2PG36	M32 2M32 M40 2M40 PG29 2PG29 PG36 2PG36 M32 2M32 M40 2M40 PG29 2PG29 PG36 2PG36	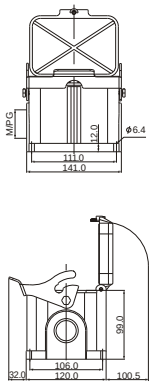

常用组合套件 Set general introduction

常用套件快速选型方式 Set general introduction

芯件选择：芯件针数大于或等于应用回路数使用需求。
Insert &contact selection: Pin number of insert &contact is bigger than or equal to the circuit number.

参数确认：额定电流、额定电压是否满足实际需求。
Parameters validation: Whether rated current, rated voltage can meet the actual demand.

上壳选择：进线方式（侧面、顶部）便于走线。
锁扣方式方便现场操作。
选择符合电缆大小的壳体螺纹（电缆直径在电缆接头锁紧范围内，参考P118页）。
Hoods selection: Entry mode(side,top) meets cabling arrangement.
Locking method facilitate on-site operation.
The hoods thread should compatible with the size of cabling(cable diameter should within cable joint locking range.)detail on P118.

下壳选择：进线方式与现场走线一致（开孔、表面）。
锁扣方式与上壳匹配。
表面安装需确认入口螺纹大小（与上壳方法一致）。
Housing selection: Entry mode meets cabling arrangement on site(bulkhead mounting, surface mounting).
Locking method compatible with hoods.
For surface mounting the entry thread size should be confirmed(the same as that of hoods).

根据以上四点即可确认套件型号。
The suites type can be determined based on above 4 points.

DE Series 6 Circuit 500V,16A


D6B-SE-2g


D6B-TE-2g


D6B-SE-2g


D6B-TE-2g


D6B-SE-2g


D6B-TE-2g


DE-006-M


DE-006-M


DE-006-M


DE-006-M


DE-006-M


DE-006-M


DE-006-F


DE-006-F


DE-006-F


DE-006-F


DE-006-F


DE-006-F


D6B-BK-1L


D6B-BK-1L


D6B-SF-1L


D6B-SF-1L


D6B-BK-1L-CV


D6B-BK-1L-CV

Side-entry & bulkhead	Top-entry & bulkhead	Side-entry & bulkhead	Top-entry & bulkhead	Side-entry & bulkhead cover	Top-entry & bulkhead cover
Type: HDC-DE-006-XX-0001AH	Type: HDC-DE-006-XX-0002AH	Type: HDC-DE-006-XX-0003AH	Type: HDC-DE-006-XX-0004AH	Type: HDC-DE-006-XX-0005AH	Type: HDC-DE-006-XX-0006AH
Cable gland: M20,M25,PG11	Cable gland: M20,M25,PG11	Cable gland: M20,M25,PG11	Cable gland: M20,M25,PG11	Cable gland: M20,M25,PG11	Cable gland: M20,M25,PG11

DEGSON®
Hoods & Housings Series

DE Series 10 Circuit 500V,16A


D10B-SE-2g


D10B-TE-2g


D10B-SE-2g


D10B-TE-2g


D10B-SE-2g


D10B-TE-2g


DE-010-M


DE-010-M


DE-010-M


DE-010-M


DE-010-M


DE-010-M


DE-010-F


DE-010-F


DE-010-F


DE-010-F


DE-010-F


DE-010-F


D10B-BK-1L


D10B-BK-1L


D10B-SF-1L


D10B-SF-1L


D10B-BK-1L-CV


D10B-BK-1L-CV

Side-entry & bulkhead	Top-entry & bulkhead	Side-entry & bulkhead	Top-entry & bulkhead	Side-entry & bulkhead cover	Top-entry & bulkhead cover
Type: HDC-DE-010-XX-0001AH	Type: HDC-DE-010-XX-0002AH	Type: HDC-DE-010-XX-0003AH	Type: HDC-DE-010-XX-0004AH	Type: HDC-DE-010-XX-0005AH	Type: HDC-DE-010-XX-0006AH
Cable gland: M20,M25,PG11	Cable gland: M20,M25,PG16	Cable gland: M20,M25,PG16	Cable gland: M20,M25,PG16	Cable gland: M20,M25,PG16	Cable gland: M20,M25,PG16

DE Series 10 Circuit 500V,16A


D10B-SE-4g


D10B-TE-4g


D10B-SE-4g


D10B-TE-4g


D10B-SE-2L


D10B-TE-2L


DE-010-M


DE-010-M


DE-010-M


DE-010-M


DE-010-M


DE-010-M


DE-010-F


DE-010-F


DE-010-F


DE-010-F


DE-010-F


DE-010-F


D10B-BK-2L


D10B-BK-2L


D10B-SF-2L


D10B-SF-2L


D10B-BK-4g-CV


D10B-BK-4g-CV

Side-entry & bulkhead	Top-entry & bulkhead	Side-entry & bulkhead	Top-entry & bulkhead	Side-entry & bulkhead cover	Top-entry & bulkhead cover
Type: HDC-DE-010-XX-0011AH	Type: HDC-DE-010-XX-0012AH	Type: HDC-DE-010-XX-0013AH	Type: HDC-DE-010-XX-0014AH	Type: HDC-DE-010-XX-0015AH	Type: HDC-DE-010-XX-0016AH
Cable gland: M20,M25,PG11	Cable gland: M20,M25,PG16	Cable gland: M20,M25,PG16	Cable gland: M20,M25,PG16	Cable gland: M20,M25,PG16	Cable gland: M20,M25,PG16

DE ▪ Series 16 Circuit 500V,16A

Side-entry & bulkhead	**Top-entry & bulkhead**	**Side-entry & bulkhead**	**Top-entry & bulkhead**	**Side-entry & bulkhead cover**	**Top-entry & bulkhead cover**
Type: HDC-DE-016-XX-0001AH	Type: HDC-DE-016-XX-0002AH	Type: HDC-DE-016-XX-0003AH	Type: HDC-DE-016-XX-0004AH	Type: HDC-DE-016-XX-0005AH	Type: HDC-DE-016-XX-0006AH
Cable gland: M25,PG21	Cable gland: M25,PG21	Cable gland: M25,PG21	Cable gland: M25,PG21	Cable gland: M25,PG21	Cable gland: M25,PG21

DE ▪ Series 16 Circuit 500V,16A

Side-entry & bulkhead	**Top-entry & bulkhead**	**Side-entry & bulkhead**	**Top-entry & bulkhead**	**Side-entry & bulkhead cover**	**Top-entry & bulkhead cover**
Type: HDC-DE-016-XX-0011AH	Type: HDC-DE-016-XX-0012AH	Type: HDC-DE-016-XX-0013AH	Type: HDC-DE-016-XX-0014AH	Type: HDC-DE-016-XX-0015AH	Type: HDC-DE-016-XX-0016AH
Cable gland: M25,PG21	Cable gland: M25,PG21	Cable gland: M25,PG21	Cable gland: M25,PG21	Cable gland: M25,PG21	Cable gland: M25,PG21

DEGSON®
Hoods & Housings Series

DE ▪ Series 24 Circuit 500V,16A

Side-entry & bulkhead	**Top-entry & bulkhead**	**Side-entry & bulkhead**	**Top-entry & bulkhead**	**Side-entry & bulkhead cover**	**Top-entry & bulkhead cover**
Type: HDC-DE-024-XX-0001AH	Type: HDC-DE-024-XX-0002AH	Type: HDC-DE-024-XX-0003AH	Type: HDC-DE-024-XX-0004AH	Type: HDC-DE-024-XX-0005AH	Type: HDC-DE-024-XX-0006AH
Cable gland: M25,PG21	Cable gland: M25,PG21	Cable gland: M25,PG21	Cable gland: M25,PG21	Cable gland: M25,PG21	Cable gland: M25,PG21

DE ▪ Series 24 Circuit 500V,16A

Side-entry & bulkhead	**Top-entry & bulkhead**	**Side-entry & bulkhead**	**Top-entry & bulkhead**	**Side-entry & bulkhead cover**	**Top-entry & bulkhead cover**
Type: HDC-DE-024-XX-0011AH	Type: HDC-DE-024-XX-0012AH	Type: HDC-DE-024-XX-0013AH	Type: HDC-DE-024-XX-0014AH	Type: HDC-DE-024-XX-0015AH	Type: HDC-DE-024-XX-0016AH
Cable gland: M25,PG21	Cable gland: M25,PG21	Cable gland: M25,PG21	Cable gland: M25,PG21	Cable gland: M25,PG21	Cable gland: M25,PG21

DE ▪ Series 32 Circuit 500V,16A


D32B-SE-4g


D32B-TE-4g


D32B-SE-4g


D32B-TE-4g


D32B-SE-2g


D32B-TE-2g


DE-032-M


DE-032-M


DE-032-M


DE-032-M


DE-032-M


DE-032-M


DE-032-F


DE-032-F


DE-032-F


DE-032-F


DE-032-F


DE-032-F


D32B-BK-2L


D32B-BK-2L


D32B-SF-2L


D32B-SF-2L


D32B-BK-1L


D32B-BK-1L

Side-entry & bulkhead	Top-entry & bulkhead	Side-entry & bulkhead	Top-entry & bulkhead	Side-entry & bulkhead	Top-entry & bulkhead
Type: HDC-DE-032-XX-0001AH	Type: HDC-DE-032-XX-0002AH	Type: HDC-DE-032-XX-0003AH	Type: HDC-DE-032-XX-0004AH	Type: HDC-DE-032-XX-0005AH	Type: HDC-DE-032-XX-0006AH
Cable gland: M32,PG29	Cable gland: M32,PG29	Cable gland: M32,PG29	Cable gland: M32,PG29	Cable gland: M32,PG29	Cable gland: M32,PG29

DE ▪ Series 48 Circuit 500V,16A


D48B-SE-2g


D48B-TE-2g


D48B-SE-2g


D48B-TE-2g


DE-048-M


DE-048-M


DE-048-M


DE-048-M


DE-048-F


DE-048-F


DE-048-F


DE-048-F


D48B-BK-1L


D48B-BK-1L


D48B-SF-1L


D48B-SF-1L

Side-entry & bulkhead	Top-entry & bulkhead	Side-entry & bulkhead	Top-entry & bulkhead
Type: HDC-DE-048-XX-0001AH	Type: HDC-DE-048-XX-0002AH	Type: HDC-DE-048-XX-0003AH	Type: HDC-DE-048-XX-0004AH
Cable gland:M32,M40,PG29	Cable gland:M32,M40,PG29	Cable gland: M32,M40,PG29	Cable gland:M32,M40,PG29

外壳安装尺寸 Housings Mounting Dimensions

	顶部进线 Top Entry			侧面进线 Side Entry		
1 Locking levers						
2 Locking levers						
Drawing(mm)	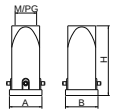	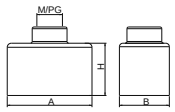		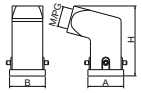	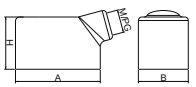	

Series	A	B	H	M	PG	Part number 2bolts	Part number 4bolts	A	B	H	M	PG	Part number 2bolts	Part number 4bolts
D3A	28	27	60	M20	PG11	D3A-TE-2g		28	27	54.5	M20	PG11	D3A-SE-2g	
D10A	63	29.5	47	M20	PG13.5	D10A-TE-2g		63	29.5	51.5	M20	PG13.5	D10A-SE-2g	
	63	36	67.5	M25	PG16	D10A-TEH-2g		63	36	67.5	M25	PG16	D10A-SEH-2g	
D16A	79.5	29.5	47	M20	PG13.5	D16A-TE-2g		79.5	29.5	61.5	M20	PG13.5	D16A-SE-2g	
	79.5	36	70.5	M25	PG16	D16A-TEH-2g		79.5	36	70.5	M25	PG16	D16A-SEH-2g	
D32A	82	56	79	M32	PG29		D32A-TEH-4g	82	56	60	M25	PG21		D32A-SE-4g
								82	56	79	M32	PG29		D32A-SEH-4g
D6B	60	43	40	M20	PG13.5	D6B-TE-2g		60	43	43	M20	PG13.5	D6B-SE-2g	
	60	43	72	M32	PG21	D6B-TEH-2g		60	43	72	M32	PG21	D6B-SEH-2g	
D10B	73	43	45	M25	PG16	D10B-TE-2g	D10B-TE-4g	73	43	57	M25	PG16	D10B-SE-2g	D10B-SE-4g
	73	43	72	M32	PG21	D10B-TEH-2g	D10B-TEH-4g	73	43	72	M32	PG21	D10B-SEH-2g	D10B-SEH-4g
D16B	93.5	43	45	M25	PG21	D16B-TE-2g	D16B-TE-4g	93.5	43	62.5	M25	PG21	D16B-SE-2g	D16B-SE-4g
	93.5	43	76	M32	PG29	D16B-TEH-2g	D16B-TEH-4g	93.5	43	76	M32	PG29	D16B-SEH-2g	D16B-SEH-4g
D24B	120	43	55	M32	PG21	D24B-TE-2g	D24B-TE-4g	120	43	62.5	M32	PG21	D24B-SE-2g	D24B-SE-4g
	120	43	76	M40	PG29	D24B-TEH-2g	D24B-TEH-4g	120	43	76	M40	PG29	D24B-SEH-2g	D24B-SEH-4g
D32B	94	82.5	94	M40	PG36	D32B-TE-2g	D32B-TE-4g	94	82.5	94	M40	PG36	D32B-SE-2g	D32B-SE-4g
D48B	132	90	98	M50	PG42	D48B-TE-2g		132	90	98	M50	PG42	D48B-SE-2g	

外壳安装尺寸 Housings Mounting Dimensions

开孔安装 Bulkhead Mounting				表面安装 Surface Mounting		
1 Locking levers						
2 Locking levers						
Drawing(mm)	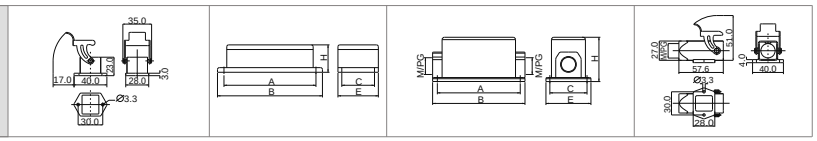					

Series	A	B	C	E	H	Part number 1 Locking levers	Part number 2 Locking levers	A	B	C	E	H	M	PG	Part number 1 Locking levers	Part number 2 Locking levers
D3A	28	40		28	23	D3A-BK-1L		30	40		57	27	M20	PG11	D3A-SF-1L	
	28	40		28	23	D3A-BK-1L-MCV										
D10A	70	81	17.5	29	26	D10A-BK-1L		48	75	40	50	52	M20	PG16	D10A-SF-1L	
D16A	86	96	17.5	29	26	D16A-BK-1L		64	80	40	50	57	M25	PG16	D16A-SF-1L	
D32A	92	102	42	56	28.5		D32A-BK-2L	94	106	46	57	82	M32	PG21		D32A-SF-2L
D6B	70	80	32	43.5	28.5	D6B-BK-1L		70	82	40	52	57	M25	PG16	D6B-SF-1L	
								70	82	45	57	74	M32	PG21	D6B-SFH-1L	
D10B	83	93	32	43.5	28.5	D10B-BK-1L		82	94	40	52	54	M25	PG16	D10B-SF-1L	D10B-SF-2L
	83	93	32	43.5	28.5		D10B-BK-2L	82	94	45	57	81	M32	PG21	D10B-SFH-1L	D10B-SFH-2L
D16B	103	113	32	43.5	28.5	D16B-BK-1L		105	117	45	57	56	M25	PG21	D16B-SF-1L	D16B-SF-2L
	103	113	32	43.5	28.5		D16B-BK-2L	105	117	45	57	81	M32	PG29	D16B-SFH-1L	D16B-SFH-2L
D24B	130	140	32	43.5	28.5	D24B-BK-1L		132	144	45	57	56	M25	PG21	D24B-SF-1L	D24B-SF-2L
	130	140	32	43.5	28.5		D24B-BK-2L	132	144	45	57	81	M25	PG21	D24B-SFH-1L	D24B-SFH-2L
D32B	110	124	65	90	33	D32B-BK-1L		112	125	67	87	90	M40	PG36	D32B-SF-1L	D32B-SF-2L
	110	124	65	90	33		D32B-BK-2L									
D48B	148	165	70	96	40	D48B-BK-1L		111	141	106	120	99	M40	PG36	D48B-SF-1L	

冷压针&工具 Crimp Contacts & Tool

(5A) Crimp contacts
Material: Copper alloy
Contact resistance≤3mΩ
Matching: DM inserts
Surface: Gold/silver plated
Terminal: Crimp connection

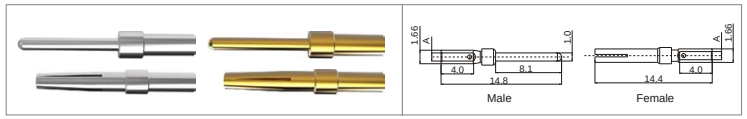

Contacts,silver-plated		Contacts,gold plated		(A)	Wire gauge		Recommended stripping length
Male Contacts	Female Contacts	Male Contacts	Female Contacts		(mm²)	(AWG)	
5A-SM-0.25	5A-SF-0.25	5A-GM-0.25	5A-GF-0.25	0.64	0.09-0.25	28-24	5mm
5A-SM-0.33	5A-SF-0.33	5A-GM-0.33	5A-GF-0.33	0.9	0.25-0.33	24-22	5mm
5A-SM-0.52	5A-SF-0.52	5A-GM-0.52	5A-GF-0.52	1.12	0.33-0.52	22-20	5mm

(10A) Crimp contacts
Material: Copper alloy
Contact resistance≤3mΩ
Matching:DD,DDD,DM,DK,DQinserts
Surface: Gold/silver plated
Terminal: Crimp connection

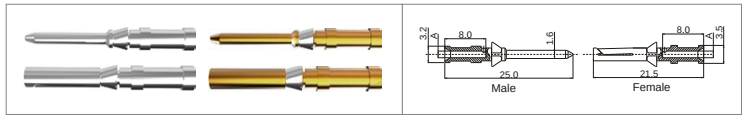

Contacts,silver-plated		Contacts,gold plated		(A)	Wire gauge		Recommended stripping length
Male Contacts	Female Contacts	Male Contacts	Female Contacts		(mm²)	(AWG)	
10A-SM-0.37	10A-SF-0.37	10A-GM-0.37	10A-GF-0.37	0.9	0.14-0.37	26-22	8mm
10A-SM-0.5	10A-SF-0.5	10A-GM-0.5	10A-GF-0.5	1.1	0.50	20	8mm
10A-SM-0.75	10A-SF-0.75	10A-GM-0.75	10A-GF-0.75	1.3	0.75	18	8mm
10A-SM-1.0	10A-SF-1.0	10A-GM-1.0	10A-GF-1.0	1.45	1.00	18	8mm
10A-SM-1.5	10A-SF-1.5	10A-GM-1.5	10A-GF-1.5	1.75	1.50	16	8mm
10A-SM-2.5	10A-SF-2.5	10A-GM-2.5	10A-GF-2.5	2.25	2.50	14	6mm

(16A) Crimp contacts
Material: Copper alloy
Contact resistance≤1mΩ
Matching:DA,DE,DEE,DM,DK inserts
Surface: Gold/silver plated
Terminal: Crimp connection

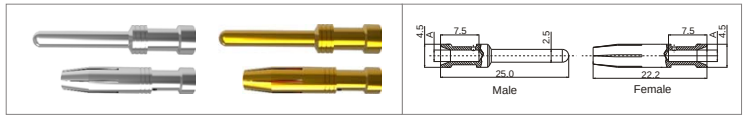

Contacts,silver-plated		Contacts,gold plated		(A)	Wire gauge		Recommended stripping length
Male Contacts	Female Contacts	Male Contacts	Female Contacts		(mm²)	(AWG)	
16A-SM-0.37	16A-SF-0.37	16A-GM-0.37	16A-GF-0.37	0.9	0.14-0.37	26-22	7.5mm
16A-SM-0.5	16A-SF-0.5	16A-GM-0.5	16A-GF-0.5	1.1	0.50	20	7.5mm
16A-SM-0.75	16A-SF-0.75	16A-GM-0.75	16A-GF-0.75	1.3	0.75	18	7.5mm
16A-SM-1.0	16A-SF-1.0	16A-GM-1.0	16A-GF-1.0	1.45	1.00	18	7.5mm
16A-SM-1.5	16A-SF-1.5	16A-GM-1.5	16A-GF-1.5	1.75	1.50	16	7.5mm
16A-SM-2.5	16A-SF-2.5	16A-GM-2.5	16A-GF-2.5	2.25	2.50	14	7.5mm
16A-SM-4.0	16A-SF-4.0	16A-GM-4.0	16A-GF-4.0	2.85	4.00	12	7.5mm

(40A) Crimp contacts
Material: Copper alloy
Contact resistance≤0.3mΩ
Matching: DM,DK inserts
Surface: Gold/silver plated
Terminal: Crimp connection

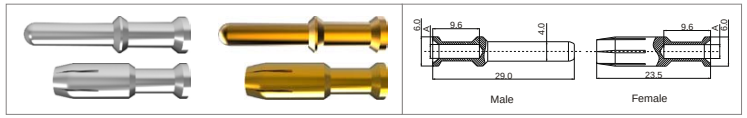

Contacts,silver-plated		Contacts,gold plated		(A)	Wire gauge		Recommended stripping length
Male Contacts	Female Contacts	Male Contacts	Female Contacts		(mm²)	(AWG)	
40A-SM-1.5	40A-SF-1.5	40A-GM-1.5	40A-GF-1.5	1.75	1.50	16	9.0mm
40A-SM-2.5	40A-SF-2.5	40A-GM-2.5	40A-GF-2.5	2.25	2.50	14	9.0mm
40A-SM-4.0	40A-SF-4.0	40A-GM-4.0	40A-GF-4.0	2.85	4.0	12	9.5mm
40A-SM-6.0	40A-SF-6.0	40A-GM-6.0	40A-GF-6.0	3.50	6.0	10	9.5mm

Crimp contacts Tools

Crimping tool
Wire gauge:(TL1)0.14~4.0mm²
Order NO:TL1-4.0

Removal tool (10A)
Matching:DD,DDD,DM
Order NO:RT-10A

Removal tool (16A)
Matching:DEE,DM
Order NO:RT-16A

Removal tool (40A)
Matching:DM
Order NO:RT-40A

电缆接头选型指南 Cable Connector Part Number Guidelines

适用于标准电缆的接头规格 Surtable for standard cable connector specifications

线径 Wire gauge	芯数 Number of pins	电缆直径范围∅ Cable diameter range	M制	PG制
0.5mm² AWG20	4	6.7-9.7	20	11,13.5
	6	7.6-10.6	20	11,13.5
	10	9.4-12.8	20,25	13.5,16
	16	10.7-13.9	20,25	16,21
	24	13.5-16.7	25	21
	35	16-18.6	25,32	21,29
	40	16.6-19.2	25,32	21,29
	61	20.3-23.1	32	29

线径 Wire gauge	芯数 Number of pins	电缆直径范围∅ Cable diameter range	M制	PG制
1.5mm² AWG16	4	9.7-11.8	20	11,13.5
	6	10.8-14.2	20,25	13.5,16
	11	13.6-16.8	25	21
	16	15.8-18.4	25,32	21,29
	25	20.2-23	32	29
	32	23.8-24.5	32,40	29,36
	42	25.8-29	40	36
	61	28.6-31.8	40,50	36,42

线径 Wire gauge	芯数 Number of pins	电缆直径范围∅ Cable diameter range	M制	PG制
0.75mm² AWG18	4	7.9-10.3	20	11,13.5
	6	8.9-12.3	20,25	13.5,16
	10	10.4-13.8	20,25	16,21
	18	13-16.2	25	21
	25	15.9-18.5	25,32	21,29
	32	17.1-19.7	25,32	21,29
	40	19-21.4	32	29
	50	21.3-24.1	32	29
	61	22.6-25.4	32,40	29,36

线径 Wire gauge	芯数 Number of pins	电缆直径范围∅ Cable diameter range	M制	PG制
2.5mm² AWG14	4	11.7-14.4	20,25	11,13.5
	6	13.6-16.7	25	13.5,16
	11	18-20.6	25,32	21
	16	20.6-23.4	32	21,29
	25	26.4-29.6	40	29
	34	31.3-33.1	50	29,36
	50	37-39.4	50	36
	61	39-41.5	63	36,42

线径 Wire gauge	芯数 Number of pins	电缆直径范围∅ Cable diameter range	M制	PG制
1.0mm² AWG16-18	4	8.4-10.7	20	11,13.5
	6	9.2-12.6	20,25	13.5,16
	10	11-14.4	20,25	16,21
	16	13-16.2	25	21
	24	16.5-19.1	25,32	21,29
	34	19.4-21.8	32	29
	48	22-24.8	32	29
	61	24.5-27.2	32,40	29,36

线径 Wire gauge	芯数 Number of pins	电缆直径范围∅ Cable diameter range	M制	PG制
4.0mm² AWG10-12	2	10.7-14.1	20,25	13.5,16
	4	13-16.4	25	21
	5	14.3-17.7	25,32	21,29
	7	16.2-19.6	25,32	21,29
	11	Approx.24.5	40	36

PG制螺纹与公制(M)螺纹对照表
Cross reference form PG thread to Metric thread

PG	Metric
PG 11	
PG 13.5	M20
PG 16	
PG 21	M25
PG 29	M32
PG 36	M40
PG 42	M50
PG 48	M63

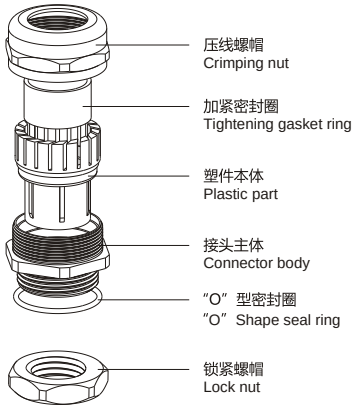

电缆接头 Cable Glands

Metal cable gland
Material: Brass nickel plated
Seal material: NBR
Degree of protection: IP68
Press seal material: PA
Temperature range: -40~100℃

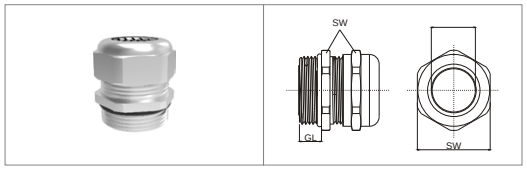

Unit:mm

PG thread	Clamp range( )	SW	GL	Type
PG7	3-6.5	14	6	DDL-PG7M
PG9	4-8	17	7	DDL-PG9M
PG11	5-10	20	8	DDL-PG11M
PG13.5	6-12	22	8	DDL-PG13.5M
PG16	8-14	24	8	DDL-PG16M
PG21	13-18	30	8	DDL-PG21M
PG29	18-25	40	9	DDL-PG29M
PG36	22-32	50	10	DDL-PG36M
PG42	31-38	58	10	DDL-PG42M
PG48	37-44	64	12	DDL-PG48M

Metric	Clamp range( )	SW	GL	Type
M12x1.5	3-6.5	14	6	DDL-M12M
M16x1.5	5-10	18	7	DDL-M16M
M20x1.5	6-12	22	8	DDL-M20M
M25x1.5	13-18	30	8	DDL-M25M
M32x1.5	18-25	40	9	DDL-M32M
M40x1.5	22-32	50	10	DDL-M40M
M50x1.5	30-38	58	10	DDL-M50M
M63x1.5	37-44	68	12	DDL-M63M

Metal lock nut
Material: Brass nickel plated
Temperature range: -40~100℃

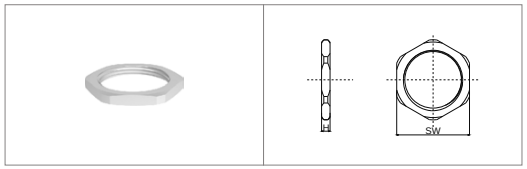

Unit:mm

PG thread	Thickness(H)	SW		Type
PG7	2.5	14		DLM-PG7M
PG9	2.8	18		DLM-PG9M
PG11	3.0	20		DLM-PG11M
PG13.5	3.0	22		DLM-PG13.5M
PG16	3.0	24		DLM-PG16M
PG21	3.5	31		DLM-PG21M
PG29	4.0	40		DLM-PG29M
PG36	5.0	52		DLM-PG36M
PG42	5.0	58		DLM-PG42M
PG48	5.5	64		DLM-PG48M

Metric	Thickness(H)	SW		Type
M12x1.5	2.5	14		DLM-M12M
M16x1.5	2.8	18		DLM-M16M
M20x1.5	3.0	22		DLM-M20M
M25x1.5	3.0	27		DLM-M25M
M32x1.5	3.5	35		DLM-M32M
M40x1.5	4.5	43		DLM-M40M
M50x1.5	5.0	55		DLM-M50M
M63x1.5	5.5	68		DLM-M63M

电缆接头 Cable Glands

Plastics Cable gland

Material: Nylon
Seal material: NBR
Degree of protection: IP68
Press seal material: PA
Temperature range: -40~100℃

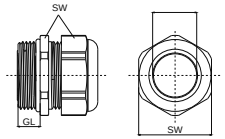

Unit:mm

PG thread	Clamp range( )	SW	GL	Type
PG7	3-6.5	15	9.0	DDL-PG7P
PG9	4-8	19	9.0	DDL-PG9P
PG11	5-10	22	9.0	DDL-PG11P
PG13.5	6-12	24	9.0	DDL-PG13.5P
PG16	7-12	27	10	DDL-PG16P
PG21	13-18	33	12	DDL-PG21P
PG29	18-25	42	12	DDL-PG29P
PG36	22-32	52	16	DDL-PG36P
PG42	32-38	59	18	DDL-PG42P
PG48	37-44	64	15	DDL-PG48P

Metric	Clamp range( )	SW	GL	Type
M12x1.5	3-6.5	15	9	DDL-M12P
M16x1.5	4-8	19	9	DDL-M16P
M20x1.5	6-12	24	9	DDL-M20P
M25x1.5	11-15	32	12	DDL-M25P
M32x1.5	16-21	35	12	DDL-M32P
M40x1.5	22-32	51	16	DDL-M40P
M50x1.5	32-38	60	18	DDL-M50P
M63x1.5	37-44	65	15	DDL-M63P

Plastics lock nut

Material: Nylon
Temperature range: -40~100℃

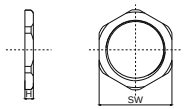

Unit:mm

PG thread	Thickness(H)	SW		Type
PG7	4.5	18		DLM-PG7P
PG9	4.5	22		DLM-PG9P
PG11	5.0	24		DLM-PG11P
PG13.5	5.0	27		DLM-PG13.5P
PG16	5.5	30		DLM-PG16P
PG21	6.0	35		DLM-PG21P
PG29	7.0	45		DLM-PG29P
PG36	8.0	58		DLM-PG36P
PG42	8.0	65		DLM-PG42P
PG48	8.0	70		DLM-PG48P

Metric	Thickness(H)	SW		Type
M12x1.5	4.5	18		DLM-M12P
M16x1.5	5.0	22		DLM-M16P
M20x1.5	5.0	27		DLM-M20P
M25x1.5	5.2	33		DLM-M25P
M32x1.5	6.0	38		DLM-M32P
M40x1.5	8.0	52		DLM-M40P
M50x1.5	8.0	60		DLM-M50P
M63x1.5	8.0	73		DLM-M63P

DEGSON®
Cable Glands

电缆接头 Cable Glands

Outer thread tube connector

Material: Zinc alloy, Zinc plated or Chromium plated
Specialty: one end is connector to fiexible, the other thread end connected to switch chest or equipment, the structure iscompact, the surface is a ntirotten

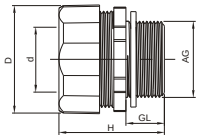

Unit:mm

PG thread	Fits tubing size(d)	GL	D	H	Type
PG9	10	8.5	26	30	DBL-PG9M
PG11	12	10.5	27.5	32	DBL-PG11M
PG13.5	15	11.5	31.5	34	DBL-PG13.5M
PG16	15	12.5	32	34	DBL-PG16M
PG21	20	13.5	38	37	DBL-PG21M
PG29	25	15	45.5	44	DBL-PG29MS
PG29	32	14	55	52	DBL-PG29M
PG36	38	17	62	51	DBL-PG36M
PG42	38	17	62	51	DBL-PG42M
PG48	51	19	77.5	56	DBL-PG48M

Metric	Fits tubing size(d)	GL	D	H	Type
M16x1.5	8	8	24	28	DBL-M16MS
M16x1.5	10	8	25.5	30	DBL-M16M
M20x1.5	12	10	27.5	32	DBL-M20M
M25x1.5	20	12	37.5	37	DBL-M25M
M32x1.5	20	12.5	37.5	37	DBL-M32MS
M32x1.5	25	15	46	41	DBL-M32M
M36x2.0	25	13	45	44	DBL-M36M
M40x1.5	32	15	55	47	DBL-M40M

Quick tube connector

Material: Nylon 6
Temperature range: -40~120℃

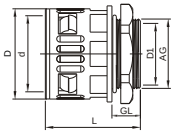

Unit:mm

PG thread	Fits tubing size(d)	GL	D1	D	H	Type
PG7	AD10.0	9.5	7.5	17.0	34.5	DCP-PG9P
PG9	AD13.0	9.5	11.5	20.0	34.5	DCP-PG9P
PG11	AD15.8	9.5	14.0	23.0	36.0	DCP-PG11P
PG13.5	AD18.5	11.0	16.0	26.0	39.0	DCP-PG13.5P
PG16	AD21.2	13.0	18.0	29.5	44.0	DCP-PG16P
PG21	AD28.5	13.0	23.5	37.0	47.0	DCP-PG21P
PG29	AD34.5	11.5	30.5	43.5	47.0	DCP-PG29P
PG36	AD42.5	13.5	40.0	51.0	52.0	DCP-PG36P

Metric	Fits tubing size(d)	GL	D1	D	H	Type
M12x1.5	AD10.0	10.0	8.0	17.0	34.5	DCP-M12P
M16x1.5	AD13.0	9.5	11.5	20.0	34.5	DCP-M16P
M18x1.5	AD15.8	9.5	14.0	23.0	36.0	DCP-M18P
M20x1.5	AD18.5	11.0	16.0	26.0	39.0	DCP-M20PS
M20x1.5	AD21.2	13.0	15.0	29.5	44.0	DCP-M20P
M25x1.5	AD21.2	13.0	18.0	29.5	44.5	DCP-M25PS
M25x1.5	AD28.5	13.0	20.5	37.0	47.0	DCP-M25P
M32x1.5	AD28.5	13.0	24.0	37.0	47.0	DCP-M32P
M40x1.5	AD34.5	11.0	30.0	43.5	48.0	DCP-M40PS
M40x1.5	AD42.5	13.5	33.5	51.0	52.0	DCP-M40P
M50x1.5	AD54.5	13.5	42.5	63.5	53.5	DCP-M50P
M63x1.5	AD54.5	14.0	55.0	63.5	53.5	DCP-M635P

DEGSON®

Housings Mounting Dimensions

外壳安装尺寸 Housings Mounting Dimensions

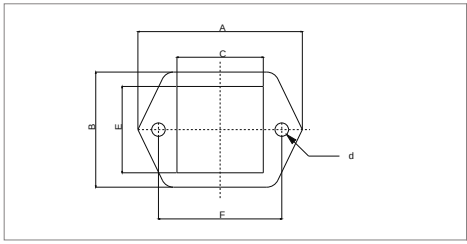

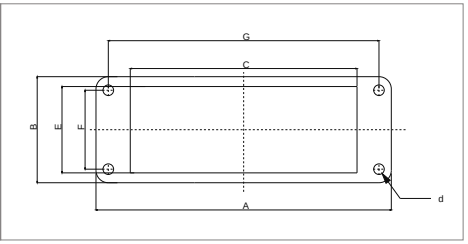

Housings type	Mounting type	Dimensions(mm)						
		A	B	C	E	F	G	d
D3A	Bulkhead	40	28	21	21	30	-	3.3
	Suface	40	28	-	-	30	-	3.3
D10A	Bulkhead	81	29.5	57.5	24	17.5	70	3.6
	Suface	80	50	-	-	40	48	4.5
D16A	Bulkhead	96	29.5	73.7	24	17.5	86	3.6
	Suface	96	50	-	-	40	64	4.5
D32A	Bulkhead	102	56	74.2	48.4	42	92	4.3
	Suface	106	57	-	-	46	94	5.5
D6B	Bulkhead	80	43	52.2	35	32	70	4.3
	Suface	82	52	-	-	40	70	5.5
D10B	Bulkhead	93	43	65.2	35	32	83	4.3
	Suface	94	52	-	-	40	82	5.5
D16B	Bulkhead	113	43	85.5	35	32	103	4.3
	Suface	117	57	-	-	45	105	5.5
D24B	Bulkhead	140	43	112.2	35	32	130	4.3
	Suface	144	57	-	-	45	132	5.5
D32B	Bulkhead	124	79	85.5	71	65	110	5.5
	Suface	124.5	81	-	-	67	112	5.5
D48B	Bulkhead	165	90	124	82	70	148	7
	Suface	132	120	-	-	106	111	6.5



应 用 领 域

DEGSON 连接器广泛用于机器人、工业自动化、热流道模具、数控设备、纺织机械、轨道交通、电力行业、能源、风力发电等各种需要电气和信号连接的设备中；能够满足不同领域、不同场合的电气或信号的连接要求。

FIELD OF APPLICATION

DEGSON connectors are widely used in hot runner mold, robot, industrial automation, CNC equipment, textile machinery, rail transit, electric power industry, energy, wind power generation and so on various equipments requiring electrical and signal connection; it can meet electrical or signal connection requirement of different fields and situations.

交通技术
Transportation technology



数控设备
CNC equipment

轨道交通
Rail transit

工业自动化
Industrial automation

能源
Energy

机器人
Robot

电力行业
Electric power

热流道模具
Hot runner mold



Алматы (727)345-47-04
Ангарск (3955)60-70-56
Архангельск (8182)63-90-72
Астрахань (8512)99-46-04
Барнаул (3852)73-04-60
Белгород (4722)40-23-64
Благовещенск (4162)22-76-07
Брянск (4832)59-03-52
Владивосток (423)249-28-31
Владикавказ (8672)28-90-48
Владимир (4922)49-43-18
Волгоград (844)278-03-48
Вологда (8172)26-41-59
Воронеж (473)204-51-73
Екатеринбург (343)384-55-89
Иваново (4932)77-34-06
Ижевск (3412)26-03-58
Иркутск (395)279-98-46
Казань (843)206-01-48
Калининград (4012)72-03-81
Калуга (4842)92-23-67
Кемерово (3842)65-04-62
Киров (8332)68-02-04
Коломна (4966)23-41-49
Кострома (4942)77-07-48
Краснодар (861)203-40-90
Красноярск (391)204-63-61
Курск (4712)77-13-04
Курган (3522)50-90-47
Липецк (4742)52-20-81
Магнитогорск (3519)55-03-13
Москва (495)268-04-70
Мурманск (8152)59-64-93
Набережные Челны (8552)20-53-41
Нижний Новгород (831)429-08-12
Новокузнецк (3843)20-46-81
Ноябрьск (3496)41-32-12
Новосибирск (383)227-86-73
Омск (3812)21-46-40
Орел (4862)44-53-42
Оренбург (3532)37-68-04
Пенза (8412)22-31-16
Петрозаводск (8142)55-98-37
Псков (8112)59-10-37
Пермь (342)205-81-47
Ростов-на-Дону (863)308-18-15
Рязань (4912)46-61-64
Самара (846)206-03-16
Санкт-Петербург (812)309-46-40
Саратов (845)249-38-78
Севастополь (8692)22-31-93
Саранск (8342)22-96-24
Симферополь (3652)67-13-56
Смоленск (4812)29-41-54
Сочи (862)225-72-31
Ставрополь (8652)20-65-13
Сургут (3462)77-98-35
Сыктывкар (8212)25-95-17
Тамбов (4752)50-40-97
Тверь (4822)63-31-35
Тольятти (8482)63-91-07
Томск (3822)98-41-53
Тула (4872)33-79-87
Тюмень (3452)66-21-18
Ульяновск (8422)24-23-59
Улан-Удэ (3012)59-97-51
Уфа (347)229-48-12
Хабаровск (4212)92-98-04
Чебоксары (8352)28-53-07
Челябинск (351)202-03-61
Череповец (8202)49-02-64
Чита (3022)38-34-83
Якутск (4112)23-90-97
Ярославль (4852)69-52-93

Россия +7(495)268-04-70
Казахстан +7(727)345-47-04
Беларусь +(375)257-127-884
Узбекистан +998(71)205-18-59
Киргизия +996(312)96-26-47

эл.почта: doc@nt-rt.ru || сайт: https://degson.nt-rt.ru/